

Getting all tangled up

The month of May was in focus for the outcome of general elections. In line with the exit polls, the BJP led alliance, NDA, garnered 353 seats, an improvement over the tally of 336 seats in 2014 general election. From an economic standpoint, the election outcome is unambiguously positive as a stable government formation will ensure policy continuation with limited room for political distractions. The full majority gives NDA government a significant political capital. It also reinforces the belief in some of the policies undertaken during their last term; particularly the actions to keep the inflation contained and focus on social security net.

On the global front, the US and China trade negotiations stumbled yet again. The US threatened China with a fresh levy of 25% on Chinese goods import worth at least USD 300 bn and an increased levy from 10% to 25% on imports worth USD 200 bn. The tensions got exaggerated further with the US declaring a ban on Chinese telecommunications giant Huawei Technologies Co. In retaliation, China raised duties on US imports, levied fines on a few US companies for antitrust violations in China and issued an advisory for its citizens against travel to the US. Adding to the uncertainty, another unexpected blow came from the proposed US tariffs on imports from Mexico, US's second largest trading partner last year. US had announced a levy of 5% tariffs on all imports from Mexico, starting 10 June, in a move to instigate Mexico to take actions against illegal immigration into the US. The tariffs, which finally got averted, was supposed to be incrementally increased until they reach 25% on 1 October.

Across the Atlantic, another dimension of uncertainty stemmed from the Brexit and the European elections during 23-26 May. After failing to deliver on Brexit, PM Theresa May had resigned last month. Reportedly, the UK's conservative party is likely to choose a new prime minister by end July. At the European parliamentary elections, while Pro-European parties won however their seat share was limited due to gains secured by Eurosceptic opponents.

Amidst these concerns, oil market volatility has continued to swerve the markets. US sanctions on Iran and Venezuela, removal of waivers by the US on imports from Iran, volatility of US crude inventories, Middle East tensions and US-China trade tensions have heightened concerns about further slowdown in the global economic growth momentum and in turn the global oil demand.

With worsening of global economic growth outlook, major central banks including the US Federal Reserve have turned cautious. Recently, the US Fed acknowledged growing risks due to trade tensions and indicated a likelihood of easing rates in case global economic conditions worsen any further. Citing similar reasons, OECD trimmed its global growth forecast to 3.2% for 2019 (earlier forecast released in March: 3.3%), down from 3.5% growth registered last year.

Shubhada M. Rao
Chief Economist

Vineet Dhar
Group President and Head,
Wealth & Channel Management

Global Macro Developments

- China called planned US tariffs on an additional USD 300 billion of Chinese goods a violation of accords reached by Presidents Donald Trump and Xi Jinping, signaling its intention to impose retaliatory measures. Meanwhile, US President Donald Trump said that US and Chinese negotiators were holding productive trade talks over phone and expected them to meet in September.
- People's Bank of China (PBoC) took steps to slow the Yuan's descent by announcing the planned sale of Yuan-denominated bonds in Hong-Kong and by setting the daily currency fixing stronger than expected. Meanwhile, China also asked state-owned companies to suspend imports of US agricultural products.
- Japan is all set to remove South Korea from a list of trusted export destinations, which would expand the number of restricted materials used by South Korean makers of LED screens, televisions and semiconductors. This removal would have a grave impact that could hurt security ties between the two US allies.
- The IMF has cut its outlook for global growth by 10 bps for both 2019 and 2020 to 3.2% and 3.5%, respectively. For India, IMF lowered its forecast by 30 bps to 7.0% and 7.2% for FY20 and FY21 on the back of expectations of weaker domestic demand.
- Asian Development Bank (ADB) trims India's GDP growth forecast to 7% for FY20 on the back of fiscal concerns. In April earlier, ADB had lowered the GDP growth forecast for FY20 to 7.2% from 7.6% estimated previously due to moderation in global demand and likely shortfall in revenue on the domestic front.
- China is expected to impose anti-dumping duties (ranging from 18.1 - 103.1%) on some stainless steel products from EU, Japan, Indonesia and South Korea.

Events and Data Calendar

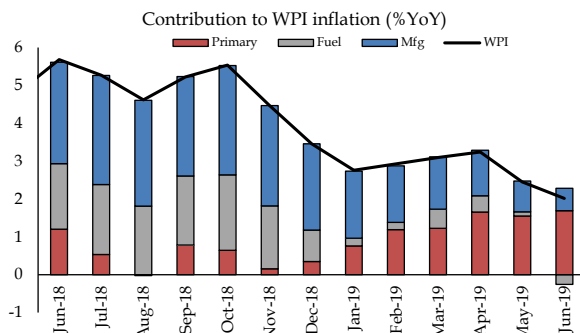
Region	Date	Event/Data	Period	Forecast	Actual	Prior	Change
UK	17-Jul-2019	CPI YoY	Jun	2.00%	2.00%	2.00%	→
	9-Aug-2019	Industrial Production YoY	Jun	-0.30%	-0.60%	0.90%	↓
	14-Aug-2019	CPI YoY	Jul	1.90%	2.10%	2.00%	↑
US	26-Jul-2019	GDP Annualized QoQ	2Q A	1.80%	2.10%	3.10%	↓
	2-Aug-2019	Unemployment Rate	Jul	3.60%	3.70%	3.70%	→
	13-Aug-2019	CPI YoY	Jul	1.70%	1.80%	1.60%	↑
China	31-Jul-2019	Manufacturing PMI	Jul	49.60	49.70	49.40	↑
	9-Aug-2019	CPI YoY	Jul	2.7%	2.8%	2.7%	↑
	14-Aug-2019	Industrial Production YoY	Jul	6.00%	4.80%	6.30%	↓
Japan	15-Aug-2019	Industrial Production YoY	Jun F	--	-3.80%	-4.10%	↑

P* - Provisional Estimates F* - Final Estimates A* - Advanced Estimates T*- Third Estimates

COMMODITY

- Gold prices increased by 4% MoM in July vs. an increase of 5.3% MoM in June amidst expectations of a rate cut at the US Fed meeting, 30-31 July.
- Brent prices expanded by 3.9% MoM in July vs. a contraction of 9.7% MoM in June on the back of 1) concerns of supply related disruptions in Middle east after Iran's seizure of a British tanker in mi-July and 2) decision by OPEC to extend an output supply cut deal until Mar-20.

Domestic Market Macro Economics



India WPI Inflation

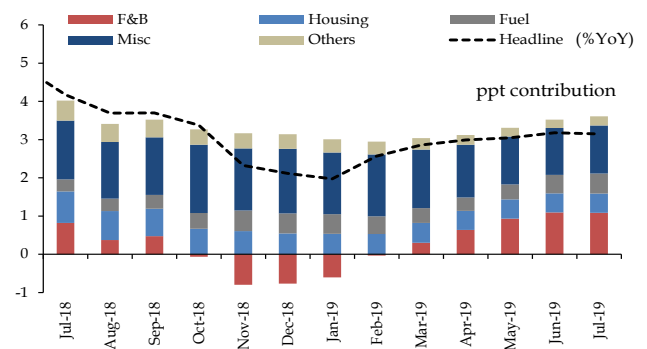
%YoY	Weights(%)	Mar-19	Apr-19	May-19	Jun-19
IIP	100	2.7	4.3	4.6	2.0
Sectoral Classification					
Mining	14.4	0.8	5.1	2.4	1.6
Manufacturing	77.6	3.1	4.0	4.5	1.2
Electricity	8.0	2.2	6.0	7.4	8.2
Use Based Classification					
Primary goods	117.6	2.6	5.1	2.2	0.5
Capital goods	101.3	-9.1	1.2	-1.4	-6.5
Intermediate goods	122.5	12.4	1.9	13.7	12.4
Infrastructure/construction goods	130.9	5.1	7.2	1.8	-1.8
Consumer durables	124.3	-3.2	2.2	0.3	-5.5
Consumer non-durables	128.4	1.4	5.9	8.1	7.8

May IIP

- Manufacturing PMI index picked up to 52.5 in Jul-19 from 52.1 in Jun-19 and services PMI index rose to near one year high of 53.8 from a contraction of 49.6 in the previous month. As such, the composite PMI output index rose to an eight-month high of 53.9 in July vs. 50.8 in June.
- Core sector growth slipped to a 3-1/2 year low of 0.2% YoY in Jun-19 compared to 4.3% in the previous month led by contraction in steel, refinery products, natural gas, cement and crude oil production. Among other sectors, production of coal, fertilizer and electricity supported at the margin.
- Auto sales plunged in Jul-19, declining for the ninth consecutive month, amidst subdued consumer sentiment, hike in registration fees for new vehicles as well as rise in renewal charges. Liquidity constraints, delay in monsoon & rise in insurance premia further weighed on sales. A gradual improvement in H2FY20 could take shape led by new launches, measures announced on reviving rural demand, festive demand.
- Gross GST revenues for the month of July stood at Rs. 1,020 bn up from Rs 999.4 bn in the previous month. Gross GST revenues on a FYTD basis (Apr-June), as a % of BE eased to 23% compared to 27.8% a year ago.
- India's industrial production growth decelerated to 2.0% YoY in Jun-19 from an upwardly revised print of 4.6% in May-19 (earlier: 4.3%). For Q1 FY20, IIP growth stands lower at 3.6% YoY compared to 5.1% recorded in Q1 FY18 adding to the host of indicators confirming the weakening economic growth momentum.
- India's retail inflation eased marginally to 3.15% YoY in July-19 from 3.18% in June-19. The reading came marginally higher than consensus expectations of 3.09%. Looking at the internals, downside in headline inflation was driven by categories of fuel. While Jul-19 CPI inflation marks the third consecutive above 3.0% print, it continues to remain well below RBI's medium term target of 4.0% for the twelfth successive month.

%YoY	Jun-18	May-19	Jun-19
Overall	7.8	4.3	0.2
Coal	11.5	1.9	3.2
Crude Oil	-3.4	-7.0	-6.8
Natural Gas	-2.7	0.0	-2.1
Refinery Products	12.1	-1.5	-9.3
Fertilizers	0.9	-1.0	1.6
Steel	4.2	15.3	6.9
Cement	14.2	2.8	-1.5
Electricity	8.5	7.4	7.3

CORE Sector -Records a sharp dip



India CPI Inflation

We expect:

- We have lowered our GDP growth forecast to 6.7% (vs. 7.0% earlier). Growth momentum is expected to be back loaded in H2FY20 due to: 1) Favourable statistical base 2) PM-Kisan scheme to support rural demand 3) Sectoral initiatives for Affordable Housing, MSMEs, Roads, Aviation and Railways announced in the Union

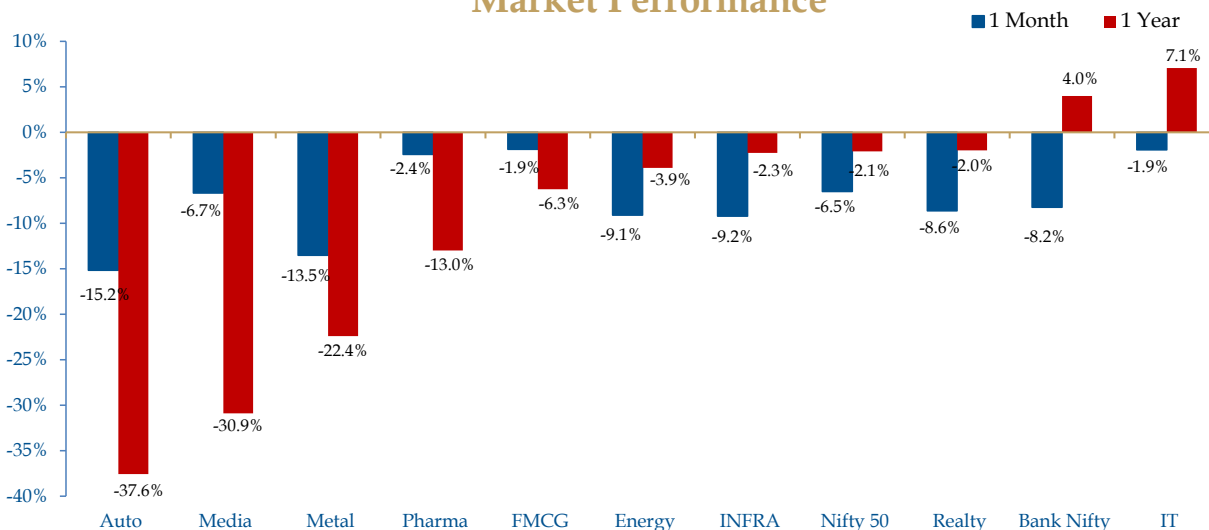
Budget and 4) Lagged moderation in real interest rates. Downside risk to growth could emanate from 1) Persistence of weak domestic demand 2) Sluggish global growth and 3) Fiscal compression spillovers.

- ◆ We expect CPI Inflation to average at 3.5% vs. 3.4% in FY19, assuming crude oil prices stay at USD 65-70 per barrel, on account of reversal of benign food inflation and moderation in core price pressures.

Equity Market Insights

- ◆ Indian equity market held up reasonably well in 1H 2019, despite moderating economic growth. FII flows, signs of bottoming in corporate profitability and strong NDA victory leading to hopes of revival in economic activity led to the NIFTY touching new highs in early June. However, these gains got eroded in July.
- ◆ Nifty 50 was down 6.5%. Whereas Nifty Midcap 150 and Nifty Smallcap 250 took a bigger hit of 9.2% and 11.3%, respectively. Sentiments have turned negative with unfavorable tax developments, lack of strong fiscal support towards growth, tight financial conditions and reduced growth visibility.
- ◆ Just as banking sector started recovering, NBFCs saw signs of stress, which has been persisting for 11 months now. The end-2018 liquidity crunch and subsequent developments are still hurting. This has percolated into other parts of the system given the connections between the real estate developers, HFCs, banks and bond markets.

Market Performance



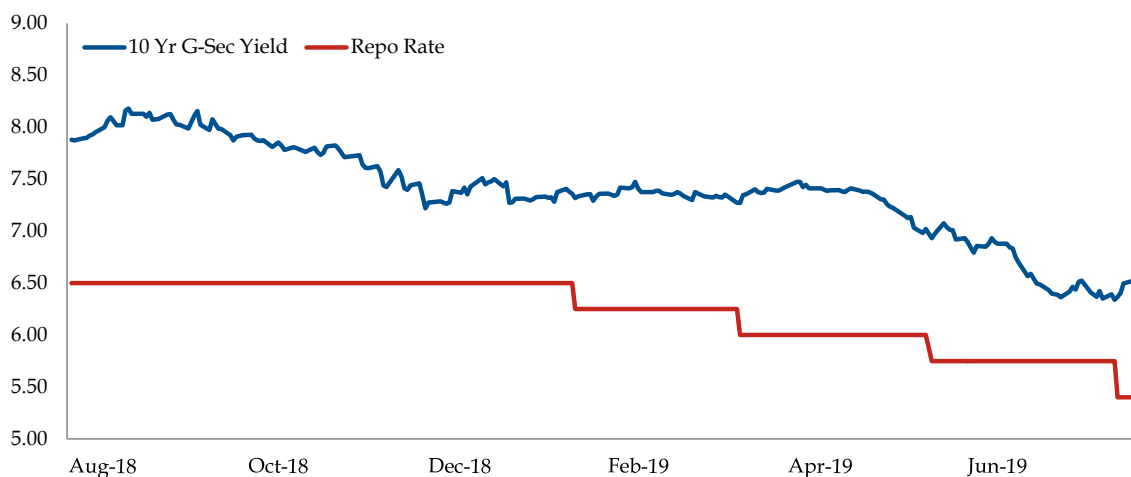
Outlook & Expectations

- ◆ We believe the market is in a consolidation phase since 2018. It has been so since early 2018 and the consolidation should last for the remainder of the year 2019 and some part of 2020. Paradoxically though, the Nifty may still inch upwards, on the strength of only a handful of blue-chip counters, during this period.
- ◆ The market support may likely come from rate cuts by RBI, enhancement in system liquidity and credit, recovery in the financial sector seen in corporate earnings, any government reforms given their strong mandate and even the US Fed cutting interest rates. Good news can also come from the likely review by Indian Government on FPI surcharge. The broader market will continue to remain lackluster, while there is scope for more pain in mid-cap/small-cap stocks.
- ◆ As the key index inches upwards, allocation to large caps makes sense at this juncture. But we also note that consumption is in a cyclical downtrend now, the economy has slowed, liquidity issues remain and the Budget didn't particularly excite either. Therefore, we believe that a systematic withdrawal (SWP) approach is equally warranted. A staggered approach to investing would be a better one, given the present state of equities.

Debt Market Insights

- ◆ The average systemic liquidity maintained a surplus of Rs 1,298 bn in July vs. a surplus of Rs 539 bn in June.
- ◆ The average 10yr G-sec bond yield moderated to 6.52% in July from 6.93% in June tracking moderation in US Treasury yields. Alongside, 1) market participates pricing in 2-3 rate cuts from the RBI in the next 1-year 2) comments from Fed chief on prospects of rate cuts and 3) positive surprise in the FY20 Union Budget and announcement of government's intent to explore the sovereign bond market.
- ◆ We continue to expect headline CPI inflation to remain moderate at 3.5% in FY20 (3.4% in FY19). This would be the third consecutive year of below target inflation outturn for the Indian economy and is likely to continue to provide comfort to RBI's Monetary Policy Committee. With near term growth appearing weak, we continue to expect 25-40 bps scope for rate cuts in the next one/two policy reviews. The rate action thereafter would get data dependent with overall monsoon outturn, global trade outlook, persistence of recent volatility in currency market, sustainability of the recent softness in global commodity prices, and last but not the least, the degree of anticipated revival in domestic growth as key variables to be watched.

10 Yr G-Sec Vs. Repo Rate



Outlook and Expectations

- ◆ Liquidity infusion in FY20 (so far) has come about via USD 5 bn FX swap and Rs 525 bn OMO purchases. Going forward, we expect RBI to deploy both FX swaps and OMOs to infuse primary liquidity into the system.
- ◆ Gross and net market borrowing is budgeted at Rs 7,100 bn and Rs 4,731bn respectively in FY20. Adjusted for buybacks, the net supply of G-sec is expected to broadly remain unchanged at around Rs 4.2 trillion in FY19 and FY20. Budget makes INR 500 bn provision for buyback and switch of g-secs in FY20. The net SLR supply picture in FY20 could change from budgeted levels depending upon the extent of sovereign bond issuances.
- ◆ We revise our G-sec trading range to 6.00-6.50% for the rest of FY20 from 6.50-7.00% as dovish global environment (led by US rates) along with the shift in RBI's policy stance to accommodative is likely to provide further leg to the recent rally.

Glossary

- ◆ **Consumer Price Index (CPI):** A measure that examines the weighted average of prices of a basket of consumer goods and services, such as transportation, food and medical care.
- ◆ **Wholesale Price Index (WPI):** An index that measures and tracks the changes in price of goods in the stages before the retail level.
- ◆ **Open Market Operations (OMO's):** is the buying and selling of government securities in the open market in order to expand or contract the amount of money in the banking system. Purchases inject money into the banking system and stimulate growth while sales of securities do the opposite.
- ◆ **Cash Management Bills (CMB):** A short-term security sold by RBI to meet any temporary shortfalls.
- ◆ **Purchasing Managers Index (PMI)** is based on surveys on private sector service / manufacturing companies. An index level of 50 denotes no change since the previous month, while a level above 50 signals an increase or improvement and below 50 indicates a decrease or deterioration.
- ◆ **Net Demand and Time Liabilities (NDTL):** It is the sum of demand and time liabilities (deposits) of banks with public and other banks wherein assets with other banks is subtracted to get net liability of other banks.
- ◆ **Current Account Deficit (CAD):** A measurement of a country's trade in which the value of goods and services it imports exceeds the value of goods and services it exports. A current account deficit represents negative net sales abroad. A country can reduce its current account deficit by increasing the value of its exports relative to the value of imports.
- ◆ **West Texas Intermediate (WTI):** also known as Texas light sweet, is a grade of crude oil used as a benchmark in oil pricing. This grade is described as light because of its relatively low density, and sweet because of its low sulfur content.

For Further Information on Model Portfolios, Kindly contact your Relationship Manager.

Radhika Piplani and Sanjana Shah
Economist
radhika.piplani@yesbank.in
sanjana.shah@yesbank.in

Shubhada M. Rao
Chief Economist
shubhada.rao@yesbank.in

Vineet Dhar
Group President and Head
Wealth & Channel Management
vineet.dhar@yesbank.in

Disclaimer

In the preparation of the material contained in this document, Yes Bank Limited has used information that is publicly available, including information developed in-house. Information gathered & material used in this document is believed to be from reliable sources. Yes Bank Limited however does not warrant the accuracy, reasonableness and/or completeness of any information. For data reference to any third party in this material no such party will assume any liability for the same. Yes Bank Limited does not in any way through this material solicit any offer for purchase, sale or any financial transaction/commodities/products of any financial instrument dealt in this material. All recipients of this material should before dealing and or transacting in any of the products referred to in this material make their own investigation, seek appropriate professional advice.

We have included statements/opinions/recommendations in this document which contain words or phrases such as "will", "expect", "should" and similar expressions or variations of such expressions, that are "forward looking statements". Actual results may differ materially from those suggested by the forward looking statements due to risks or uncertainties associated with our expectations with respect to, but not limited to, exposure to market risks, general economic and political conditions in India and other countries globally, which have an impact on our services and / or investments, the monetary and interest policies of India, inflation, deflation, unanticipated turbulence in interest rates, foreign exchange rates, equity prices or other rates or prices, the performance of the financial markets in India and globally, changes in domestic and foreign laws, regulations and taxes and changes in competition in the industry. By their nature, certain market risk disclosures are only estimates and could be materially different from what actually occurs in the future. As a result, actual future gains or losses could materially differ from those that have been estimated.

Yes Bank Limited and any of its officers directors, personnel and employees, shall not liable for any loss, damage of any nature, including but not limited to direct, indirect, punitive, special, exemplary, consequential, as also any loss of profit in any way arising from the use of this material in any manner. The recipient alone shall be fully responsible/ are liable for any decision taken on the basis of this material. All recipients of this material should before dealing and/or transacting in any of the products referred to in this material make their own investigation, seek appropriate professional advice. The investments discussed in this material may not be suitable for all investors. Any person subscribing to or investigating in any product/financial instruments should do so on the basis of and after verifying the terms attached to such product/financial instrument. Financial products and instruments are subject to market risks and yields may fluctuate depending on various factors affecting capital/ debt markets. Please note that past performance of the financial products and instruments does not necessarily indicate the future prospects and performance thereof. Such past performance may or may not be sustained in future. Yes Bank Limited or its officers, directors, personnel and employees, including persons involved in the preparation or issuance of this material may; (a) from time to time, have long or short positions in, and buy or sell the securities mentioned herein or (b) be engaged in any other transaction involving such securities and earn brokerage or other compensation in the financial instruments/products/commodities discussed herein or act as advisor or lender / borrower in respect of such securities/financial instruments/products/commodities or have other potential conflict of interest with respect to any recommendation and related information and opinions. The said persons may have acted upon and/or in a manner contradictory with the information contained here. No part of this material may be duplicated in whole or in part in any form and or redistributed without the prior written consent of Yes Bank Limited. This material is strictly confidential to the recipient and should not be reproduced or disseminated to anyone else.

The views and opinion specified herein are suggestive in nature and based on in depth market analysis and appreciation of facts considered critical by us. However, this does not mean or exclude the possibility of any alternate investment strategy. The opinion/views mentioned herein is only one of the strategies which can be adopted by you at your sole discretion for achieving your financial objectives and all investment decision made by you are at your sole risk and discretion and we shall not be liable for losses if any caused to you. Further past performance of your investments in accordance with our views may not be presumed as a guarantee for similar performance in future. All views/opinion stated herein shall be subject to the additional conditions, qualifications and riders if any specified for securities/investment options in the offer documents/Offering memorandum for such securities/investment options and we request you to peruse the same.