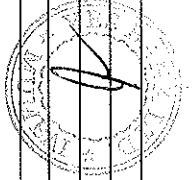





(1)(a) STATEMENT SHOWING SHAREHOLDING PATTERN IN CLAUSE-35			
NAME OF THE COMPANY: YES BANK LIMITED			
SCRIP CODE:	532648	Name of the Scrip:	YES BANK
Class of Security:	Equity		
QUARTER ENDED:	30/06/2015		
Partly paid-up shares	No. of partly paid-up shares	As a % of total no. of partly paid-up shares	As a % of total no. of shares of the Company.
Held by promoter / promoter group	0	0	0
Held by Public	0	0	0
<b>Total:</b>	<b>0</b>	<b>0</b>	<b>0</b>
Outstanding convertible securities:	No. of outstanding securities	As a % of total no. of outstanding convertible securities.	As a % of total no. of shares of the Company assuming full conversion of the convertible securities
Held by promoter / promoter group	0	0	0
Held by Public	0	0	0
<b>Total:</b>	<b>0</b>	<b>0</b>	<b>0</b>
Warrants:	No. of warrants	As a % of total no. of warrants	As a % of total no. of shares of the Company, assuming full conversion of warrants
Held by promoter / promoter group	0	0	0
Held by Public	0	0	0
<b>Total:</b>	<b>0</b>	<b>0</b>	<b>0</b>
<b>Total paid-up capital of the Company, assuming full conversion of warrants and convertible securities</b>	<b>418107704</b>	<b>0</b>	<b>100.00</b>

CATEGORY CODE	CATEGORY OF SHAREHOLDER	NO OF SHAREHOLDERS (III)	TOTAL NUMBER OF SHARES (IV)	NO OF SHARES HELD IN DEMATERIALIZED FORM (V)	TOTAL SHAREHOLDING AS A % OF TOTAL NO OF SHARES			SHARES PLEDGED OR OTHERWISE ENCUMBERED
					AS a PERCENTAGE of (A+B) (VI)	As a PERCENTAGE of (A+B+C) (VII)	NUMBER OF SHARES (VIII)	
(I)	(II)	(III)	(IV)	(V)	(VI)	(VII)	(VIII)	(IX) = (VIII)/(IV) * 100
(A)	PROMOTER AND PROMOTER GROUP							
(1)	INDIAN							
(a)	Individual / HUF	2	55125000	55125000	13.18	13.18	3335000	6.05
(b)	Central Government/State Government(s)	0	0	0	0.00	0.00	0	0.00
(c)	Bodies Corporate	3	37017450	37017450	8.85	8.85	0	0.00
(d)	Financial Institutions / Banks	0	0	0	0.00	0.00	0	0.00
(e)	Others	0	0	0	0.00	0.00	0	0.00
	Sub-Total A(1) :	5	92142450	92142450	22.04	22.04	3335000	3.62
(2)	FOREIGN							
(a)	Individuals (NRIs/Foreign Individuals)	0	0	0	0.00	0.00	0	0.00
(b)	Bodies Corporate	0	0	0	0.00	0.00	0	0.00
(c)	Institutions	0	0	0	0.00	0.00	0	0.00
(d)	Qualified Foreign Investor	0	0	0	0.00	0.00	0	0.00
(e)	Others	0	0	0	0.00	0.00	0	0.00
	Sub-Total A(2) :	0	0	0	0.00	0.00	0	0.00
	Total A=A(1)+A(2)	5	92142450	92142450	22.04	22.04	3335000	3.62
(B)	PUBLIC SHAREHOLDING							
(1)	INSTITUTIONS							
(a)	Mutual Funds / UTI	240	35985996	35985996	8.61	8.61		
(b)	Financial Institutions / Banks	16	2469472	2469472	0.59	0.59		
(c)	Central Government / State Government(s)	0	0	0	0.00	0.00		
(d)	Venture Capital Funds	0	0	0	0.00	0.00		
(e)	Insurance Companies	28	50561696	50561696	12.09	12.09		
(f)	Foreign Institutional Investors	404	185738404	185738404	44.42	44.42		
(g)	Foreign Venture Capital Investors	0	0	0	0.00	0.00		
(h)	Qualified Foreign Investor	0	0	0	0.00	0.00		
(i)	Others	0	0	0	0.00	0.00		
	Sub-Total B(1) :	688	274755568	274755568	65.71	65.71		
(2)	NON-INSTITUTIONS							
(a)	Bodies Corporate	1644	10472771	10472771	2.50	2.50		



CATEGORY CODE	CATEGORY OF SHAREHOLDER	NO OF SHAREHOLDERS (III)	TOTAL NUMBER OF SHARES (IV)	NO OF SHARES HELD IN DEMATERIALIZED FORM (V)	TOTAL SHAREHOLDING AS A % OF TOTAL NO OF SHARES			NUMBER OF SHARES (VIII)	OTHERWISE ENCUMBERED
					AS a PERCENTAGE of (A+B)	As a PERCENTAGE of (A+B+C)	AS a PERCENTAGE		
					(VI)	(VII)	(IX)=(VIII)/(IV)*100		
(I)	Individuals								
(b)	(i) Individuals holding nominal share capital upto Rs.1 lakh	169909	23351484	23296968	5.59	5.59			
	(ii) Individuals holding nominal share capital in excess of Rs.1 lakh	278	12533133	12498633	3.00	3.00			
(c)	Others								
	FOREIGN NATIONALS	2	650	650	0.00	0.00			
	H U F	2730	731217	731217	0.17	0.17			
	CLEARING MEMBERS	255	1192018	1192018	0.29	0.29			
	NON RESIDENT INDIANS	4444	2371222	2371222	0.57	0.57			
	TRUSTS	40	557191	557191	0.13	0.13			
(d)	Qualified Foreign Investor	0	0	0	0.00	0.00			
	Sub-Total B(2) :	179302	51209686	51120670	12.25	12.25			
	Total B=B(1)+B(2) :	179990	325965254	325876238	77.96	77.96			
	Total (A+B) :	179995	418107704	418018688	100.00	100.00			0.8
(C)	Shares held by custodians, against which Depository Receipts have been issued								
(1)	Promoter and Promoter Group	0	0	0	0.00	0.00			
(2)	Public								
	GRAND TOTAL (A+B+C) :	179995	418107704	418018688	100.00	0.00	3335000		0.80



(I)(b) Sr.No	Statement showing holding of securities (including shares, warrants, convertible securities) of persons belonging to the category "Promoter and Promoter Group"					Details of convertible securities			Total Shares (including underlying shares assuming full conversion of warrants and convertible securities) as a % of diluted share capital		
	Name of the Shareholder	Details of Shares held	Encumbered shares (*)	Details of Warrants			Details of convertible securities				
(i)	(ii)	(iii)	(iv)	(v)	(vi) = (v)/(iii)*100	(vii)	(viii)	(ix)	(x)	(xi)	(xii)
		No. of Shares held	As a % of grand total (A)+(B)+(C)	Pledge Shares	AS a percentage	AS a % of grand total (A) + (B) + (C) of sub-clause (I)(a)	Number of warrants held	As a % total number of warrants of the same class	Number of convertible securities held	As a % total number of convertible securities of the same class	
1(a)	RAJA KAPOOR	20000000	4.78	0	0.00	0.00	0	0.00	0	0.00	4.78
1(b)	YES CAPITAL (INDIA) PRIVATE LIMITED	15125000	3.62	0	0.00	0.00	0	0.00	0	0.00	3.62
1(c)	MORGAN CREDITS PRIVATE LIMITED	14050000	3.36	0	0.00	0.00	0	0.00	0	0.00	3.36
2(a)	MADHU KAPUR	35125000	8.40	3335000	9.49	0.80	0	0.00	0	0.00	8.40
2(b)	M/AGS FINVEST PRIVATE LTD	7842450	1.88	0	0.00	0.00	0	0.00	0	0.00	1.88
<b>TOTAL :</b>		<b>92142450</b>	<b>22.04</b>	<b>3335000</b>	<b>3.62</b>	<b>0.80</b>	<b>0</b>	<b>0.00</b>	<b>0</b>	<b>0.00</b>	<b>22.04</b>

The term "encumbrance" has the same meaning as assigned to it in regulation 28(3) of the SAST Regulations, 2011




(I)(c)(i) Statement showing holding of securities (including shares, warrants, convertible securities) of persons belonging to the category "Public" and holding more than 1% of the total number of shares									
Sr.No.	Name of the shareholder	Number of shares held	Shares as a percentage of total number of shares i.e., Grant total (A)+(B)+(C) indicated in Statement at para (I)(a) above)	Details of warrants		Details of convertible securities		Total shares (including underlying shares assuming full conversion of warrants and convertible securities) as a % of diluted share capital)	
				Number of warrants held	As a % total number of warrants of same class	Number of convertible securities held	% w.r.t total number of convertible securities of the same class		
1	LIFE INSURANCE CORPORATION OF INDIA ALONG WITH ITS VARIOUS SCHEMES	34983441	8.37	0	0.00	0	0.00	8.37	
2	MORGAN STANLEY ASIA (SINGAPORE) PTE.	12402543	2.97	0	0.00	0	0.00	2.97	
3	DB INTERNATIONAL (ASIA) LTD	11161377	2.67	0	0.00	0	0.00	2.67	
4	FRANKLIN TEMPLETON INVESTMENT FUNDS	10531653	2.52	0	0.00	0	0.00	2.52	
5	SWISS FINANCE CORPORATION (MAURITIUS) LIMITED	8776864	2.10	0	0.00	0	0.00	2.10	
6	GOLDMAN SACHS (SINGAPORE) PTE	7176697	1.72	0	0.00	0	0.00	1.72	
7	BAJAJ ALLIANZ LIFE INSURANCE COMPANY LTD.	6049460	1.45	0	0.00	0	0.00	1.45	
8	CORONATION GLOBAL EMERGING MARKETS FUND	5517858	1.32	0	0.00	0	0.00	1.32	
9	CREDIT SUISSE (SINGAPORE) LIMITED	5462815	1.31	0	0.00	0	0.00	1.31	
10	FIDELITY INVESTMENT TRUST FIDELITY SERIES EMERGINGMARKETS FUND	4906533	1.17	0	0.00	0	0.00	1.17	
11	GMO EMERGING MARKETS FUND	4224346	1.01	0	0.00	0	0.00	1.01	
<b>TOTAL :</b>		<b>111193587</b>	<b>26.59</b>	<b>0</b>	<b>0.00</b>	<b>0</b>	<b>0.00</b>	<b>26.59</b>	



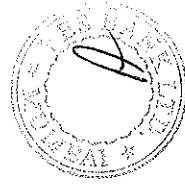
Statement showing holding of securities (including shares, warrants, convertible securities) of persons (together with PAC) belonging to the category "Public" and holding more than 5% of the total number of shares of the company									
Sl.No.	Name(s) of the shareholder(s) and the Persons Acting in Concert (PAC) with them	Number of shares held	Shares as a percentage of total number of shares i.e., Grant total (A)+(B)+(C) indicated in Statement at para (I)(a) above	Details of warrants			Details of convertible securities		Total shares (including underlying shares assuming full conversion of warrants and convertible securities) as a % of diluted share capital)
				Number of warrants held	As a % total number of warrants of the same class	Number of convertible securities held	% w.r.t total number of convertible securities of the same class		
	LIFE INSURANCE CORPORATION OF INDIA 1 ALONG WITH ITS VARIOUS SCHEMES	34983441	8.37	0	0.00	0	0.00	0	8.37
	<b>TOTAL :</b>	<b>34983441</b>	<b>8.37</b>	<b>0</b>	<b>0.00</b>	<b>0</b>	<b>0.00</b>	<b>0</b>	<b>8.37</b>



STATEMENT SHOWING DETAILS OF LOCKED-IN SHARES"				
(I)(d)				
		Number of locked-in shares	Locked-in shares as a (%) percentage of total number of shares {i.e, Grand Total (A)+(B)+(C) Indicated in Statement at para (I)(a) above}	Promoter/Promoter Group/Public
Sr.No.	Name of the shareholder			
	Nil	0	0	



STATEMENT SHOWING DETAILS OF DEPOSITORY RECEIPTS (DRS)				
(II)(a)				
Sr.No.	Type of outstanding DR (ADRs,GDRs,SDRs,etc.)	Number of outstanding DRs	Number of shares underlying outstanding DRs	Shares underlying outstanding DRs as a percentage of total number of shares [i.e., Grand Total (A)+(B)+(C) indicated in Statement at Para(I)(a) above]
	N.A.	0	0	0





(II)(b)	Statement showing Holding of Depository Receipts (DRs), where underlying shares held by "Promoter/Promoter group" are in excess of 1% of the total number shares.			
	Type of outstanding DR (ADRs,GDRs,SDRs,etc.)	Number of shares underlying outstanding DRs	Shares underlying outstanding DRs as a percentage of total number of shares [i.e., Grand Total (A)+(B)+(C) indicated in Statement at para(I)(a) above]	
Sr.No.	Name of the DR Holder			
	N.A.		0	0

(III) (a) Statement showing the voting pattern of shareholders, if more than one class of shares/securities is issued by the issuer.

Not Applicable

