



China and Greece in focus

The month of June has been quite eventful for global markets. On one hand, Greece voted 'against austerity' in the public referendum post defaulting on its payment to IMF. Greece has now submitted a new three year bailout plan to creditors, which needs to be approved by the Troika to enable them to stay within the Eurozone and avoid collapse of its banking system. Meanwhile, a sharp slide in China's stock markets (~30% since mid-June) added to volatility in the global financial markets. In order to stem the crisis, regulators capped short-selling, pension funds pledged to buy more stocks, government suspended IPOs and brokers created fund to buy shares.

Against the backdrop of risks arising out of events in Greece and China and amid mixed economic data, June FOMC minutes indicated a more gradual pace of rate hike than earlier expected. US nonfarm payrolls grew by 223k in June vs. expectation of 233k, while payrolls for May were revised downwards. Although, Institute for Supply Management PMI index edged up to 53.5 (vs. 52.8 in May), US factory orders fell more than expected in May on account of weak demand for transportation and electrical equipment.

Data from Japan painted a somewhat positive picture for economic outlook. Japan machinery order came in at 19.3%YoY (vs. an expectation of 16.3%), growing for the third straight month, suggesting that capital spending continues to benefit from low energy cost amid range bound oil prices. Meanwhile, household spending increased by 4.8% in May, posting the first rise since sales taxes hike in April last year. Gradual improvement in domestic demand is likely to support still muted price pressures in the economy. Core inflation, excluding volatile fresh food prices, was up 0.1% well short of the Bank of Japan's 2% target.

Meanwhile, domestic lead indicators continued to signal mixed outlook for India's economic recovery. On the one hand, May fiscal data highlighted an improvement in government's capex expenditure, and core sector output registered abroad based improvement, after two months of contraction. On the other, June Manufacturing PMI moderated and services PMI contracted for the second straight month.

Monsoon which had recorded a surplus of 16% in June took a breather in July (4% below normal). With likelihood of deficient rainfall in July (as per IMD's forecast), government's policy has been focused at managing supply in the domestic market through import of oilseeds, pulses and wheat, curbs on exports and release of surplus foodgrain among others.

On monetary policy front, in line with expectations, the RBI eased repo rate by 25 bps to 7.25% in Jun-15, taking the cumulative monetary easing to 75 bps in the calendar year so far. Despite expected sub-normal performance of monsoon, government actions have been directed at mitigating any adverse impact on food prices easing expected risks to inflation and the recent risks emanating from Greece and China amid mixed data from US have pushed forward the expectation of US rate hike and as such we now expect 25bps rate cut during H2FY16.

Shubhada M. Rao
Chief Economist

Kanwar Vivek
Senior President and Head
Wealth Management & Global Indian Banking



FIRST Insights

Global Macro Developments

- ✓ The International Monetary Fund has cut its forecast for global growth this year, as a result of a slowdown in the US economy. It now expects US economy to expand by 3.3% in 2015 compared with 3.5% in previous forecast.
- ✓ June FOMC minutes indicated that the US Fed remained cautious about the economy and raising rates this year, while also warning about the pace of growth in China and the turbulence which could be expected from Greece.
- ✓ Greece formally applied for a three-year loan from its creditors, for a yet unspecified amount, after which European authorities are reported to have launched an accelerated review of the proposals.

Events and Data Calendar

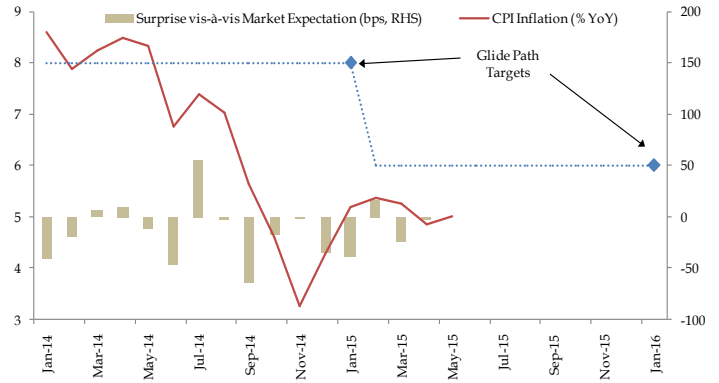
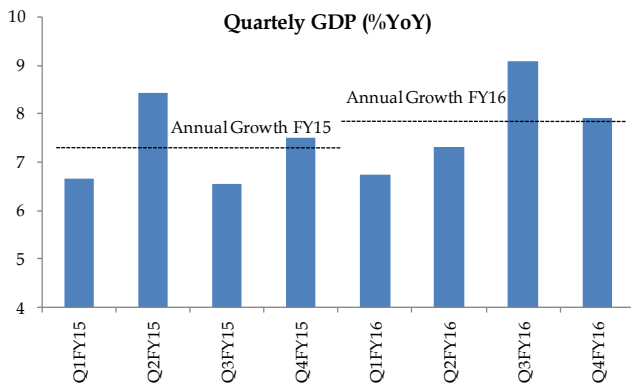
Region	Date	Event/Data	Period	Forecast	Actual	Prior	Change
US	01/06/2015	ISM Manufacturing	(MAY)	52	52.8	51.5	↑
	17/06/2015	US Federal Open Market Committee Rate Decision	(JUN 17)	0.25%	0.25%	0.25%	→
	18/06/2015	Consumer Price Index (YoY)	(MAY)	0.10%	0.00%	-0.20%	↑
	23/06/2015	Durable Goods Orders	(MAY)	-1.00%	-1.80%	-1.50%	↓
	30/06/2015	Consumer Confidence	(JUN)	97.1	101.4	95.4	↑
UK	19/05/2015	UK Consumer Price Index (YoY)	(APR)	0.00%	-0.10%	0.00%	↓
EU	13/05/2015	Euro-Zone Gross Domestic Product s.a. (YoY)	(1Q A)	1.00%	1.00%	0.90%	↑
	17/06/2015	German ZEW Survey (Economic Sentiment)	(JUN)	37.3	31.5	41.9	↓
	30/06/2015	EUR Euro-Zone Consumer Price Index - Core (YoY)	(JUN A)	0.80%	0.80%	0.90%	↓

P* - Provisional Estimates F* - Final Estimates A*- Advanced Estimates T* - Third Estimates

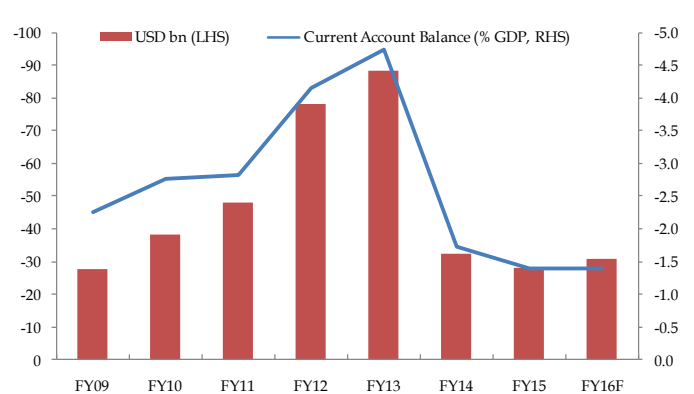
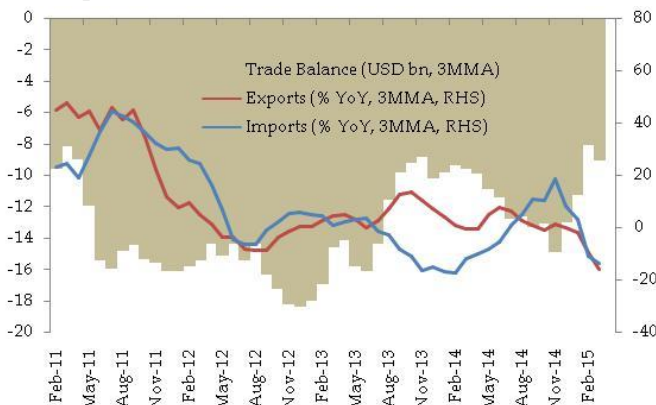
COMMODITY

- ✓ Gold contracted 0.68% MoM in June-15 (vs. 0.08% MoM contraction in May-15) as US consumer spending data and job market data for June; came in stronger, providing a boost to the dollar. Lack of progress in Greece debt talks also weighed on the precious metal.
- ✓ WTI contracted 0.62% MoM in June-15 as compared to an increase of 5.8% MoM in May-15 as developments in Iran nuclear talks and a continued reduction in US crude stockpiles (EIA data) put downward pressure. Oil prices traded in a range, amid (1) a strong greenback, and (2) concerns over the Greece deal.

Domestic Market Macro Economics



- ✓ Nikkei India Manufacturing PM index fell from 52.6 in May to 51.3 in June. Moderation was recorded both in output and new orders.
- ✓ India Services Business Activity Index posted 47.7 in June down from 49.6 in May to its lowest level since March 2014. Driven by weak services PMI, the seasonally adjusted Nikkei India Composite PMI Output Index recorded below the crucial 50.0 threshold for the first time since April 2014.
- ✓ Headline CPI inflation for the month of May-15 rose to 5.01% YoY from 4.87% YoY in Apr-15. Sequentially the prices rose by 0.75% led mainly by an uptick in food, pan tobacco & intoxicants and miscellaneous.
- ✓ WPI inflation for May-15 was recorded at -2.36% YoY compared to -2.65% in Apr-15, benefitting from the subdued trend in oil prices and continued deflation in manufactured commodities.
- ✓ India IIP growth jumped to 4.1% YoY in April, driven by capital goods, which sustained its increases over the past two months.
- ✓ India's trade balance improved slightly in May to USD 10.40 bn (vs. USD 11.0 bn in April-15) as exports in May declined 20.2% YoY (vs. -14% YoY in April-15). Imports also slid, falling by 16.5% YoY (vs. -7.5% YoY in April-15).



We expect:

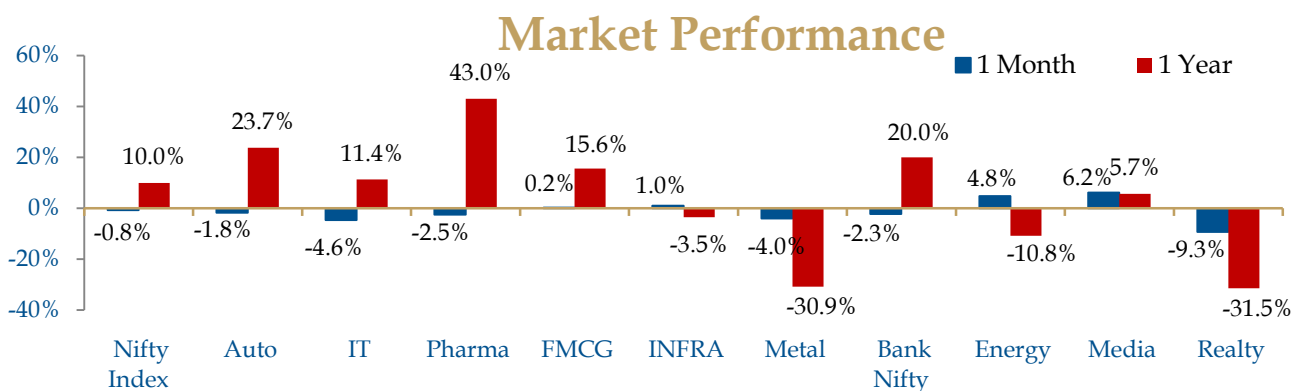
- ✓ We expect FY16 growth to improve moderately to 7.8% from 7.3% in FY15, albeit nearly 20-70 bps below its potential (8%-8.5% as per RBI), given the limited ability of private sector to support revival in capex on account of overleveraged balance sheets, moderation in rural dispensation and the stress of impaired loans on bank balance sheet.
- ✓ We continue to expect CPI inflation to average ~5.5% in FY16 vis-à-vis 6.0% in FY15 assuming a baseline scenario of stable commodity prices (especially, an average of USD 65 pb on Brent), adequate policy response in case of a monsoon deficiency, adherence to quality of fiscal consolidation, and a slow recovery in economic growth.
- ✓ Basis our expectation of a 25 bps rate cut by the RBI, enhancement of demand for g-secs, liquidity improvement led progress in monetary transmission, and gradual quality fiscal consolidation, we now expect 10Y g-sec yield to move lower towards 7.50% in H2 FY16. This is somewhat higher than our earlier call of 7.35% as we've now incorporated emerging risks on account of global fixed income volatility.



- ✓ We have revised our INR forecast. We expect rupee levels to hit a bottom in 3Q-FY16 instead of an earlier expectation 2Q-FY16. Due to higher volatility in the global financial markets, we now expect a slightly higher level of depreciation. In our view, though the currency can overrun to 65.50 levels during the phase of extreme volatility, for most part of the year we expect it to trade between 63 and 65 levels

Equity Market Insights

- ✓ The month of June saw the Indian stock markets go through a volatile phase BSE Sensex closed at 27,781, lower by 0.17% for the month while the Nifty closed at 8,369; down by 0.77% during the same period. The CNX Mid-Cap and CNX Small-cap indices relatively underperformed with losses of 1.3% and 4.3% during the period.
- ✓ The FII pulled out about \$ 0.5 bn from Indian equities and about \$ 1.1 bn from debt markets during the month. DII's were net buyers and ~ \$1.91bn during the same period.



Factors to Watch

- ✓ Updates on reforms and/or measures to enable further reforms; investors would also be looking at the monsoon session of the Parliament. Passing of key Bills including those on land acquisition reforms and amendments related to GST are the major expectations of investors. Any delays/issues on these could be viewed as an immediate negative by the markets.
- ✓ Market participants would also keep a close eye on the global commodity prices particularly that of crude, which has come down sharply in recent times.
- ✓ Other key events that would be watched closely especially by the FIIs would be the geo-political events in Greece and further policy as well as political announcements in the Euro zone and US. With regards to US in particular, the global investors would be awaiting more data on timing and quantum of interest rate hikes by the US Fed.

Outlook & Expectations

- ✓ Investors would be keeping a close eye on the corporate earnings announcements for the June quarter. Earnings are expected to remain muted although there could be a slight improvement as compared to the March quarter. Slowdown in rural earnings and consequently on rural demand could hurt the consumption driven sectors. However we do expect the urban demand to offset the impact of this to a large extent.
- ✓ Another factor that one would watch out for would be the monsoons and more importantly the geo-spatial distribution of rains. Even though the rains were better than expected in the month of June, the data for July would be crucial as this would have an impact on the agriculture and rural side of the economy.
- ✓ In terms of valuations, the Sensex is trading at a trailing twelve month PE multiple of 20.3 times which is slightly higher than its long term historic average of 18.2 times. On a forward earnings basis the Sensex is trading at a multiple of around 14.8 times, which suggests that markets are not expensive but fairly valued at current levels. Building an assumption of a robust improvement in earnings in FY17, we believe that the markets are still attractive from a longer term perspective, i.e. for 2 to 3 years. However based on technicals, we could see some near term consolidation in the markets. We believe that any correction in the market should be viewed as an ideal time to pick up quality stocks.
- ✓ We recommend equity investments through a Systematic Transfer route with a minimum investment horizon of 36 months.



- ✓ From a long term perspective we continue to remain positive on companies in infrastructure, capital goods and private sector banks. Investors could also look at investing in select stocks in the auto and auto ancillary space.

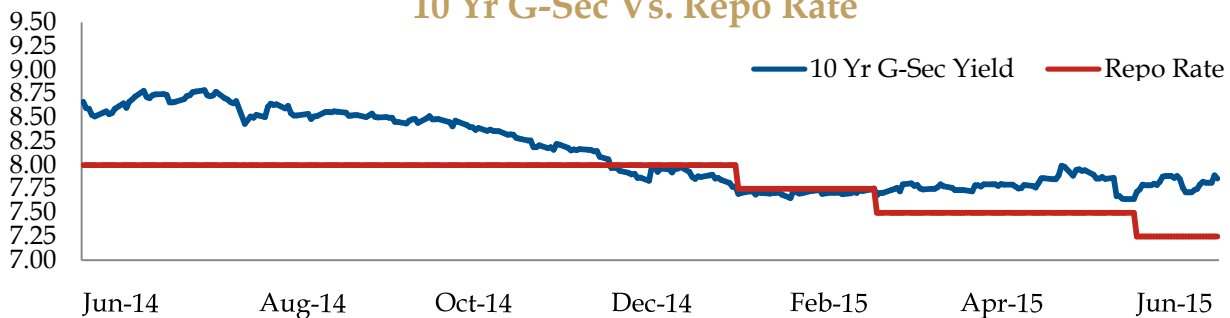
Debt Market Insights

- ✓ On monetary policy front, in line with expectations, the RBI eased repo rate by 25 bps to 7.25% in Jun-15, taking the cumulative monetary easing to 75 bps in the calendar year so far.
- ✓ For FY16, the RBI revised:
 - GDP growth downward to 7.6% from 7.8% provided earlier in April
 - January CPI inflation to 6% - somewhat higher than the levels provided in April
- ✓ The yield on new 10 yr bond eased to avg 7.80% in June from avg 7.85% in May.
- ✓ Basis our expectation of a 25 bps rate cut by the RBI, enhancement of demand for g-secs, liquidity improvement led progress in monetary transmission, and gradual quality fiscal consolidation, we now expect 10Y g-sec yield to move lower towards 7.50% in H2 FY16. This is somewhat higher than our earlier call of 7.35% as we've now incorporated emerging risks on account of global fixed income volatility.

Outlook and Expectations

- ✓ The 10 Yr G sec yields were ranged within 7.64% to 7.89% levels for the month of June.
- ✓ While we continue to expect 25 bps cut as our baseline scenario, poor monsoon outturn will strengthen the case for caution and status quo on monetary policy for the rest of FY16
- ✓ We continue to believe that short term rates are attractive at current levels and suggest investing in short term funds and dynamic bond funds for an investment horizon of 12 to 18 months and for certain aggressive clients strategic allocation in long term income / gilt funds.

10 Yr G-Sec Vs. Repo Rate



Model Portfolios - June 2015

Asset Class	Conservative	Cautious	Moderate	Growth	High Growth
I) Debt (%)	95	70	50	25	10
Ultra Short Term Funds	20	15	15	5	-
Dynamic /Income Funds	35	30	20	15	5
NCD/ Bank Deposit	40	25	15	5	5
II) Equity (%)	-	15	30	45	55
Large Cap	-	15	25	30	35
Mid cap	-	-	5	10	15
Sector/ Thematic	-	-	-	5	5
II) Alternate (%)	5	15	20	30	35
Gold ETF	5	5	10	10	10
Structured Products	-	10	10	10	10
PE/ Real Estate Funds	-	-	-	10	15
Total (%)	100	100	100	100	100



Glossary:

- ✓ **Consumer Price Index (CPI):** A measure that examines the weighted average of prices of a basket of consumer goods and services, such as transportation, food and medical care.
- ✓ **Wholesale Price Index (WPI):** An index that measures and tracks the changes in price of goods in the stages before the retail level.
- ✓ **Open Market Operations (OMO's):** is the buying and selling of government securities in the open market in order to expand or contract the amount of money in the banking system. Purchases inject money into the banking system and stimulate growth while sales of securities do the opposite.
- ✓ **Cash Management Bills (CMB):** A short-term security sold by RBI to meet any temporary shortfalls.
- ✓ **Purchasing Managers Index (PMI)** is based on surveys on private sector service /manufacturing companies. An index level of 50 denotes no change since the previous month, while a level above 50 signals an increase or improvement and below 50 indicates a decrease or deterioration.
- ✓ **Net Demand and Time Liabilities (NDTL):** It is the sum of demand and time liabilities (deposits) of banks with public and other banks wherein assets with other banks is subtracted to get net liability of other banks.
- ✓ **Current Account Deficit (CAD):** A measurement of a country's trade in which the value of goods and services it imports exceeds the value of goods and services it exports. A current account deficit represents negative net sales abroad. A country can reduce its current account deficit by increasing the value of its exports relative to the value of imports.
- ✓ **West Texas Intermediate (WTI):** also known as **Texas light sweet**, is a grade of crude oil used as a benchmark in oil pricing. This grade is described as light because of its relatively low density, and sweet because of its low sulfur content.

For Further Information on Model Portfolios, Kindly contact your Relationship Manager.

YES BANK Limited

Regd. & Corporate Office: Nehru Centre, 9th Floor, Discovery of India, Worli, Mumbai 400018. | Tel: +91 22 6669 9000 Fax: +91 22 6669 9018
Northern Regional Corporate Office: 48 Nyaya Marg, Chanakyapuri, New Delhi 110 021. |Tel: +91 11 5556 9000 Fax: +91 11 5168 0144

Contact Details

Garima Kapoor
Economist
garima.kapoor@yesbank.in

Shubhada M. Rao
Chief Economist
shubhada.rao@yesbank.in

Kanwar Vivek
Senior President and Head
Wealth Management & Global Indian Banking
kanwar.vivek@yesbank.in

About YES BANK

YES BANK, India's new age private sector Bank, is the outcome of the professional & entrepreneurial commitment of its Founder, Rana Kapoor and its top management team, to establish a high quality, customer centric, service driven, private Indian Bank catering to the future businesses of India. YES BANK has adopted international best practices, the highest standards of service quality and operational excellence, and offers comprehensive banking and financial solutions to all its valued customers.

YES BANK has a knowledge driven approach to banking, and a superior customer experience for its retail, corporate and emerging corporate banking clients. YES BANK is steadily evolving as the Professionals Bank of India with the long term mission of "Building the Best Quality Bank of the World in India".

Disclaimer

In the preparation of the material contained in this document, Yes Bank Limited has used information that is publicly available, including information developed in-house. Information gathered & material used in this document is believed to be from reliable sources. Yes Bank Limited however does not warrant the accuracy, reasonableness and/or completeness of any information. For data reference to any third party in this material no such party will assume any liability for the same. Yes Bank Limited does not in any way through this material solicit any offer for purchase, sale or any financial transaction/commodities/products of any financial instrument dealt in this material. All recipients of this material should before dealing and or transacting in any of the products referred to in this material make their own investigation, seek appropriate professional advice.

We have included statements/opinions/recommendations in this document which contain words or phrases such as "will", "expect", "should" and similar expressions or variations of such expressions, that are "forward looking statements". Actual results may differ materially from those suggested by the forward looking statements due to risks or uncertainties associated with our expectations with respect to, but not limited to, exposure to market risks, general economic and political conditions in India and other countries globally, which have an impact on our services and / or investments, the monetary and interest policies of India, inflation, deflation, unanticipated turbulence in interest rates, foreign exchange rates, equity prices or other rates or prices, the performance of the financial markets in India and globally, changes in domestic and foreign laws, regulations and taxes and changes in competition in the industry. By their nature, certain market risk disclosures are only estimates and could be materially different from what actually occurs in the future. As a result, actual future gains or losses could materially differ from those that have been estimated.

Yes Bank Limited and any of its officers directors, personnel and employees, shall not liable for any loss, damage of any nature, including but not limited to direct, indirect, punitive, special, exemplary, consequential, as also any loss of profit in any way arising from the use of this material in any manner. The recipient alone shall be fully responsible/ are liable for any decision taken on the basis of this material. All recipients of this material should before dealing and/or transacting in any of the products referred to in this material make their own investigation, seek appropriate professional advice. The investments discussed in this material may not be suitable for all investors. Any person subscribing to or investigating in any product/financial instruments should do so on the basis of and after verifying the terms attached to such product/financial instrument. Financial products and instruments are subject to market risks and yields may fluctuate depending on various factors affecting capital/debt markets. Please note that past performance of the financial products and instruments does not necessarily indicate the future prospects and performance thereof. Such past performance may or may not be sustained in future. Yes Bank Limited or its officers, directors, personnel and employees, including persons involved in the preparation or issuance of this material may: (a) from time to time, have long or short positions in, and buy or sell the securities mentioned herein or (b) be engaged in any other transaction involving such securities and earn brokerage or other compensation in the financial instruments/products/commodities discussed herein or act as advisor or lender / borrower in respect of such securities/financial instruments/products/commodities or have other potential conflict of interest with respect to any recommendation and related information and opinions. The said persons may have acted upon and/or in a manner contradictory with the information contained here. No part of this material may be duplicated in whole or in part in any form and or redistributed without the prior written consent of Yes Bank Limited. This material is strictly confidential to the recipient and should not be reproduced or disseminated to anyone else.

The views and opinion specified herein are suggestive in nature and based on in depth market analysis and appreciation of facts considered critical by us. However, this does not mean or exclude the possibility of any alternate investment strategy. The opinion/views mentioned herein is only one of the strategies which can be adopted by you at your sole discretion for achieving your financial objectives and all investment decision made by you are at your sole risk and discretion and we shall not be liable for losses if any caused to you. Further past performance of you investments in accordance with our views may not be presumed as a guarantee for similar performance in future. All views/opinion stated herein shall be subject to the additional conditions, qualifications and riders if any specified for securities/investment options in the offer documents/Offering memorandum for such securities/investment options and we request you to peruse the same.