

A decorative swirl graphic on the left side of the header bar.

On slippery ground

The month of June ended on a positive note with US President Trump and Chinese President Xi agreeing to resume trade talks at the Osaka G20 summit held on 28-29 June. The trade truce resulted in US pausing the imposition of additional tariffs on Chinese imports along with lifting some restrictions on Huawei; and China proposing to buy more agricultural products from the US. Both the countries have resumed trade talks now, after it got shelved in May, in a bid to resolve the trade tensions.

Meanwhile, across the Atlantic, uncertainty continued in both the EU and UK. The US has threatened the EU with additional tariffs on goods worth USD 4.0 bn. In April earlier, US announced tariffs on EU goods worth USD 21 bn due to a dispute over aircraft subsidies. Alongside, in the UK a new prime minister will be appointed by the end of this month. Jeremy Hunt and Boris Johnson, two forerunners to replace ex-PM Theresa May, have pledged to leave the EU without a deal if the EU refuses to renegotiate the withdrawal agreement. However, the UK parliament has backed an amendment that aims to stop the next PM forcing a no-deal Brexit.

On the global macro data front, cues remain largely weak. Global manufacturing PMI contracted for the second successive month on the back of decline in new orders, output and export orders. Eurozone's real activity indicators of PMI manufacturing and industrial production were weak along with sentiment indicators. For the US macro data was mixed. While US factory orders contracted for the second consecutive month and consumer confidence eased, nonfarm payrolls surged in June.

Broad based slowdown in economic indicators across regions along with continued trade tensions have made major central banks to turn increasingly dovish amidst a benign inflation environment. The US Fed, in particular, is expected to cut policy rates by 25 bps in the July meeting itself. The odds in favour of this event are 98% with the market expecting a total of three rate cuts by the US Fed spread over the course of next 12 months.

On the domestic front, FY20 Union Budget deployed a multi-pronged support structure to revive investments via 1) Reduction in corporate tax to 25% for 99.7% of companies 2) Infusion of Rs. 700 bn into public sector banks 3) Further liberalization of FDI in select sectors 4) Further impetus to flagship programs - 'Make in India' and 'Start-up India'; in addition to taking thrust forward to reviving rural demand via measures to augment livelihood.

Shubhada M. Rao
Chief Economist

Vineet Dhar
Group President and Head,
Wealth & Channel Management

Global Macro Developments

- ✓ US Commerce department imposed duties of more than 400% on steel imports from Vietnam and threatened to impose additional tariffs on EU.
- ✓ US Federal Reserve kept rates unchanged in its policy meeting and said that it is ready to cut interest rates as early as next month to battle growing global and domestic economic risks.
- ✓ PBoC injected CNY 200 bn to financial institutions via its one year medium term lending facility, with the interest rates unchanged at 3.30%.
- ✓ Senior BoE (Bank of England) official said that the bank might need to cut rates to zero from 0.75% at present in an event of a no-deal Brexit, while repeated Brexit delays could make a rate cut necessary.
- ✓ Japan's Prime Minister Shinzo Abe is tightening controls on exports of material vital to South Korea's tech industry, shortly after Japanese companies were held liable in a Seoul court for cases of forced labor before and during World War II.
- ✓ Japan is not considering raising sales tax beyond 10% for the decade.
- ✓ BoJ (Bank of Japan) kept its policy rates on hold. "Downside risks regarding overseas economies are big, so we must carefully watch how they affect Japan's corporate and household sentiment," the BOJ said in a statement.
- ✓ US-India trade negotiators reportedly ended talks without any major progress on issues ranging over tariffs and other protectionist measures imposed by both the countries.

Events and Data Calendar

Region	Date	Event/Data	Period	Forecast	Actual	Prior	Change
UK	19-Jun-2019	CPI YoY	May	2.00%	2.00%	2.10%	↓
	19-Jun-2019	GDP YoY	1Q F	1.80%	1.80%	1.80%	→
	10-Jul-2019	Industrial Production YoY	May	1.20%	0.90%	-1.00%	↑
US	5-Jul-2019	Unemployment Rate	Jun	3.60%	3.70%	3.60%	↑
	11-Jul-2019	CPI YoY	Jun	1.60%	1.60%	1.80%	↓
China	30-Jun-2019	Manufacturing PMI	Jun	49.50	49.40	49.40	→
	10-Jul-2019	CPI YoY	Jun	2.7%	2.7%	2.7%	→
	15-Jul-2019	Industrial Production YoY	Jun	5.2%	6.3%	5.0%	↑
	15-Jul-2019	GDP YoY	2Q	6.20%	6.20%	6.40%	↓
Japan	12-Jul-2019	Industrial Production YoY	May F	--	-2.10%	-1.80%	↓

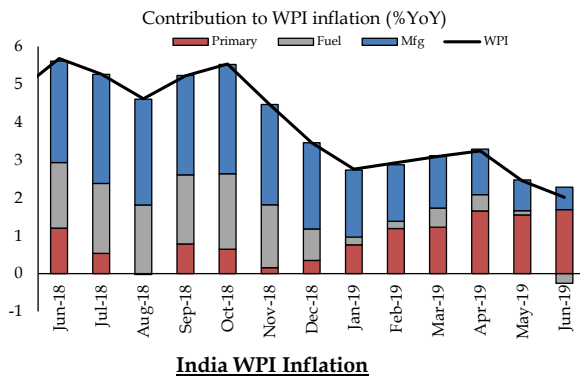
P* - Provisional Estimates F* - Final Estimates A* - Advanced Estimates T*- Third Estimates

COMMODITY

- ✓ Gold prices increased by 5.3% MoM in June vs. a contraction of 0.1% MoM in May amidst rising tensions between US-Iran and scheduled trade talks between US and China at the G20 summit. Dovish commentary by ECB, rising geopolitical tension in the Middle East and rising expectations of a Fed rate cut supported yellow metal demand.
- ✓ Brent prices contracted by 9.7% MoM in June vs. a contraction of 0.7% MoM in May amidst mounting tensions between US-Iran as US imposed new sanctions on Iran and as weak Chinese economic data fuelled concerns about global economic growth.



Domestic Market Macro Economics



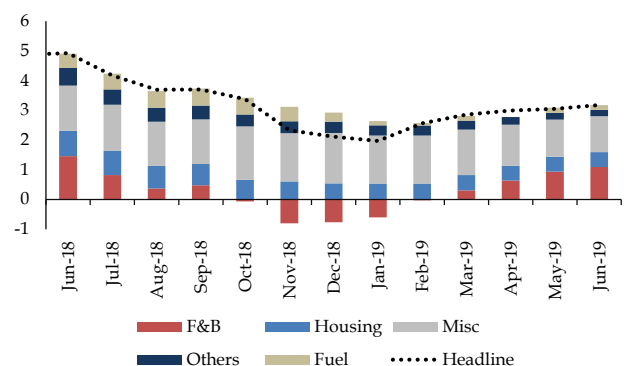
%YoY	Weights(%)	Mar-19	Apr-19	May-19
IIP	100	0.4	4.3	3.1
Sectoral Classification				
Mining	14.4	0.8	5.1	3.2
Manufacturing	77.6	0.1	4.0	2.5
Electricity	8.0	2.2	6.0	7.4
Use Based Classification				
Primary goods	34.0	2.6	5.1	2.5
Capital goods	8.2	-8.4	1.2	0.8
Intermediate goods	17.2	-2.5	1.9	0.6
Infrastructure/construction goods	12.3	6.4	7.2	5.5
Consumer durables	12.8	-3.1	2.2	-0.1
Consumer non-durables	15.3	1.0	5.9	7.7

May IIP

- ✓ Manufacturing PMI eased to 52.1 in Jun-19 from 52.7 in May-19 while service sector activity contracted in to 49.6 from 50.2 in May-19. As such, Composite PMI eased to 50.8 in Jun-19 from 51.7 in May-19.
- ✓ Core sector growth moderated to 5.2% YoY in May-19 from an upwardly revised 6.3% in Apr-19, as contraction in crude oil, refinery and fertilizer production more than offset robust expansion in steel and electricity production.
- ✓ Gross GST revenues for the month of June eased marginally to INR 999.4 bn (previous month: INR 1.0 trn). Nevertheless, it is higher than the revised FY20 required monthly run rate of ~INR 991 bn.
- ✓ India's industrial production moderated to 3.1% YoY in May-19 from an upwardly revised print of 4.3% in Apr-19 (earlier: 3.4% YoY). On sequential basis, the headline index improved by 4.5% MoM, which is slightly weaker than the average run rate of 5.6% seen in May over the last five years.
- ✓ India's merchandise trade deficit remained almost unchanged at USD 15.3 bn in Jun-19 vis-à-vis a deficit of USD 15.4 bn seen in May-19. Imports fell by 9.06% to USD 40.29 bn and exports fell by 9.71% to USD 25.01 bn. Gold imports came in at USD 2.69 bn.
- ✓ India's retail inflation increased to 3.18% YoY in June-19 from 3.05% in May-19. While the Jun-19 CPI inflation marks the second consecutive above 3.00% print, it however continues to remain well below RBI's medium term target of 4.0% for the eleventh successive month. The higher than expected increase in headline CPI inflation is partially offset by the moderation in core-core inflation (CPI ex Food, Fuel, and Precious Metals). The core-core inflation came in at 4.60% which marks the lowest print in nearly two years.

%YoY	May-18	Mar-19	Apr-19	May-19
Overall	4.0	4.8	6.3	5.2
Coal	12.0	9.1	3.2	1.8
Crude Oil	-2.9	-6.2	-6.8	-7.0
Natural Gas	-1.4	1.3	-0.7	0.0
Refinery Products	4.9	4.3	4.4	-1.5
Fertilizers	8.4	4.2	-4.4	-1.0
Steel	-0.1	6.7	19.0	19.8
Cement	13.0	15.8	2.3	2.8
Electricity	4.2	2.2	6.0	7.2

CORE Sector -Moderates from a 5 month high



India CPI Inflation

We expect:

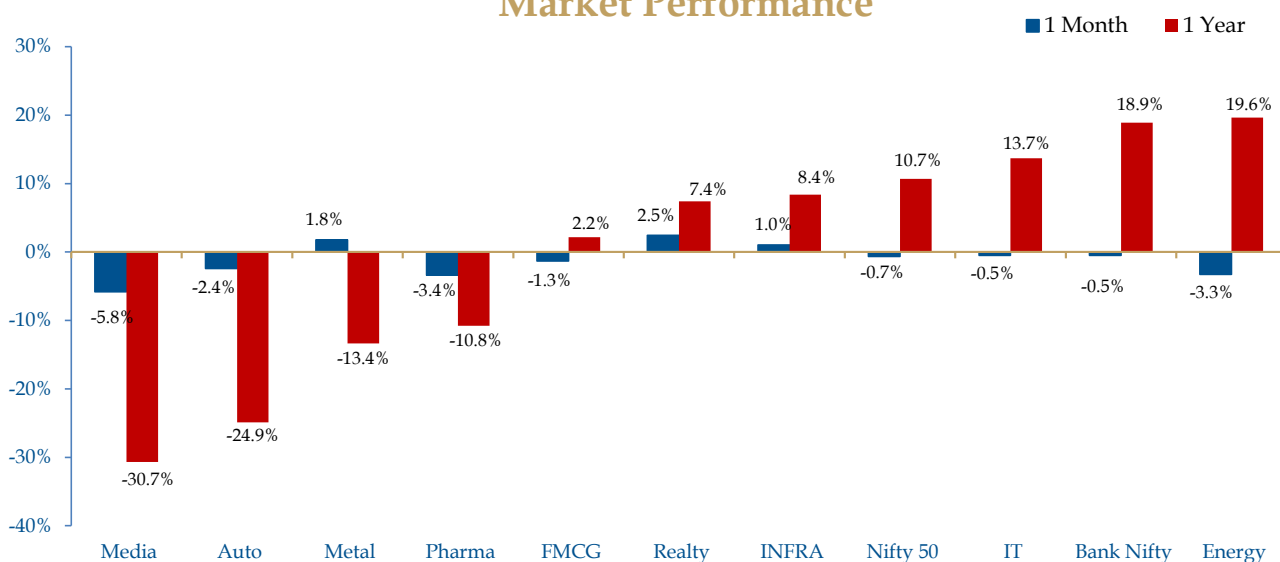
- ✓ GDP growth to rise to 7.0% vs. 6.8% in FY19, with recovery to be back-loaded in H2FY20 as 1) Current consumption slowdown may prove to be cyclical, as support from direct income payout to farmers and increase in disposable incomes of urban households 2) Investment recovery to remain gradual and a function of NCLT resolution, anticipated moderation in real interest rates and provision of sufficient liquidity this year. Government' limited fiscal space may restrain pace of public capex.
- ✓ Inflation to average at 3.5% vs. 3.4% in FY19 on account of reversal of benign food inflation and moderation in core price pressures, assuming crude oil price stays at USD 65-70 per barrel.



Equity Market Insights

- ✓ Nifty has rallied by 9% YTD, in response to favorable election outcome and positive sentiments around emerging market equities in general. The revival in economic growth is likely to be gradual, given limited policy levers. Budget corroborates this view.
- ✓ Although we expect Nifty to inch up towards 13,000 in 2019, the market is consolidating. It is extremely difficult to find conviction ideas as only 4-5 large caps will drive index higher. The rally in Nifty to 13,000 will be driven by recent strong political mandate, accommodative RBI and measures to boost liquidity and availability of credit.
- ✓ Dovish global central banks amid slowing growth in developed world will also help capital flows to the emerging markets. Financial sector losses will reduce further as quarterly earnings unfold. Having said that, domestic concerns prevail in the form of NBFC crisis and indebtedness of Real Estate and Telecom Sectors.

Market Performance



Outlook & Expectations

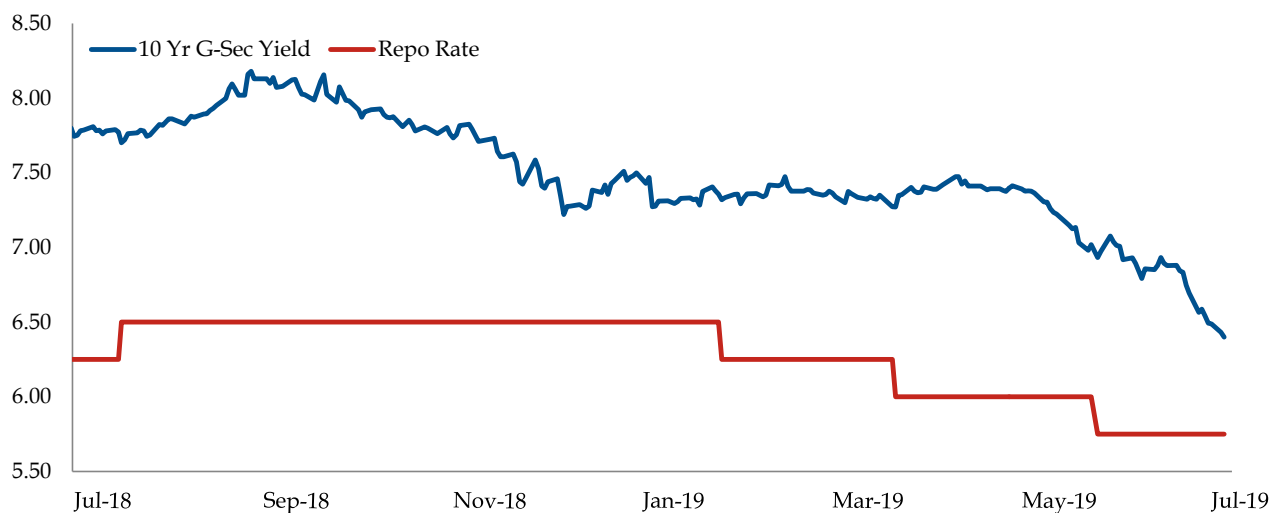
- ✓ Union Budget FY20 is a step in the right direction in terms of focus of this government. The positive surprise stems from realistic direct tax revenue projections, higher allocation for non-tax revenue and divestments even as expenditure stays broadly unchanged. The Budget lays emphasis on reviving rural demand and supplements it with sectoral incentives for Affordable Housing, MSMEs, Aviation, Roads, and Railways. Liquidity situation is partly addressed by capital infusion in Public Sector Banks. Bond yields have dropped sharply as fiscal deficit target for FY20 is retained. Government plans to borrow from overseas markets given the low external debt. Meanwhile, proposed higher public shareholding and higher tax on UHNIs has dented the sentiment in equities. However, it is hoped that rise in public shareholding will not go through or is hiked in a very gradual manner.
- ✓ We sense that the equity markets are transiently undergoing a consolidation phase since 2018, and it can last till initial 4-6 months of 2020. Though structural upside in equities is very much intact. As seen with market cycles historically, it could be the case that after a period of consolidation in indices, the second half of the Bull Run may offer much higher returns compared to the first half. Markets to witness consolidation phase this year and next market rally to begin from 2020.
- ✓ Earnings are poised to recover after a lost decade. We remain overweight on equities, with emphasis on large cap stock. Exposure to index funds and ETFs is also a good idea. In case of aggressive portfolios with 3-5 years horizon, we recommend staggered investments in mid and small caps. On sectors, we favor infrastructure, capital goods, government capex-oriented stocks and financials.



Debt Market Insights

- ✓ The average systemic liquidity maintained a surplus of INR 539 bn in June from a deficit of INR 343 bn in May.
- ✓ The average 10yr G-sec bond yield moderated to 6.93% in June from 7.30% in May tracking moderation in US treasury yields. Alongside, 1) announcement of INR 125 bn OMO purchase, 2) lower oil prices, 3) US Federal Reserve signaling the likelihood of lower interest rates in the coming quarters, and 4) media reports of likelihood of Jalan Committee recommending close to INR 3 trillion transfer of RBI surplus capital to the central government also supported sentiment.
- ✓ We continue to expect headline CPI inflation to remain moderate at 3.5% in FY20 (3.4% in FY19). This would be the third consecutive year of below target inflation outturn for the Indian economy and is likely to continue to provide comfort to RBI's Monetary Policy Committee. We expect the RBI to opt for a 25 bps rate cut in the forthcoming policy review in Aug-19 after a rate cut of similar magnitude in June policy review. Possibility of additional easing could emerge in H2 FY20 if evolution of fiscal goes along expected lines and global financial market conditions remain broadly stable.

10 Yr G-Sec Vs. Repo Rate



Outlook and Expectations

- ✓ Liquidity infusion in FY20 (so far) has come about via USD 5 bn FX swap and INR 525 bn OMO purchases. Going forward, we expect RBI to deploy both FX swaps and OMOs to infuse primary liquidity into the system - as per our estimates, the economy would need a cumulative of INR 1700 bn primary liquidity in FY20.
- ✓ Gross and net market borrowing is budgeted at INR 7100 bn (+24.3%) and INR 4731 bn (+11.9%) respectively in FY20. Adjusted for buybacks, the net supply of G-sec is expected to broadly remain unchanged around INR 4.2 trillion in FY19 and FY20. Budget makes INR 500 bn provision for buyback and switch of G-secs in FY20. The net SLR supply picture in FY20 could change from budgeted levels depending upon the extent of sovereign bond issuances. The government has indicated that it could test waters with 10-15% issuances via the sovereign bond route.
- ✓ We revise our G-sec trading range to 6.50-7.00% for the rest of FY20 from 6.75-7.25% earlier assuming incremental primary liquidity infusion of INR 800-900 bn.

Glossary:

- ✓ **Consumer Price Index (CPI):** A measure that examines the weighted average of prices of a basket of consumer goods and services, such as transportation, food and medical care.
- ✓ **Wholesale Price Index (WPI):** An index that measures and tracks the changes in price of goods in the stages before the retail level.
- ✓ **Open Market Operations (OMO's):** is the buying and selling of government securities in the open market in order to expand or contract the amount of money in the banking system. Purchases inject money into the banking system and stimulate growth while sales of securities do the opposite.
- ✓ **Cash Management Bills (CMB):** A short-term security sold by RBI to meet any temporary shortfalls.
- ✓ **Purchasing Managers Index (PMI)** is based on surveys on private sector service /manufacturing companies. An index level of 50 denotes no change since the previous month, while a level above 50 signals an increase or improvement and below 50 indicates a decrease or deterioration.
- ✓ **Net Demand and Time Liabilities (NDTL):** It is the sum of demand and time liabilities (deposits) of banks with public and other banks wherein assets with other banks is subtracted to get net liability of other banks.
- ✓ **Current Account Deficit (CAD):** A measurement of a country's trade in which the value of goods and services it imports exceeds the value of goods and services it exports. A current account deficit represents negative net sales abroad. A country can reduce its current account deficit by increasing the value of its exports relative to the value of imports.
- ✓ **West Texas Intermediate (WTI):** also known as **Texas light sweet**, is a grade of crude oil used as a benchmark in oil pricing. This grade is described as light because of its relatively low density, and sweet because of its low sulfur content.

For Further Information on Model Portfolios, Kindly contact your Relationship Manager.

Radhika Piplani and Sanjana Shah
Economist
radhika.piplani@yesbank.in
sanjana.shah@yesbank.in

Shubhada M. Rao
Chief Economist
shubhada.rao@yesbank.in

Vineet Dhar
Group President and Head
Wealth & Channel Management
vineet.dhar@yesbank.in

Disclaimer

In the preparation of the material contained in this document, Yes Bank Limited has used information that is publicly available, including information developed in-house. Information gathered & material used in this document is believed to be from reliable sources. Yes Bank Limited however does not warrant the accuracy, reasonableness and/or completeness of any information. For data reference to any third party in this material no such party will assume any liability for the same. Yes Bank Limited does not in any way through this material solicit any offer for purchase, sale or any financial transaction/commodities/products of any financial instrument dealt in this material. All recipients of this material should before dealing and or transacting in any of the products referred to in this material make their own investigation, seek appropriate professional advice.

We have included statements/opinions/recommendations in this document which contain words or phrases such as "will", "expect", "should" and similar expressions or variations of such expressions, that are "forward looking statements". Actual results may differ materially from those suggested by the forward looking statements due to risks or uncertainties associated with our expectations with respect to, but not limited to, exposure to market risks, general economic and political conditions in India and other countries globally, which have an impact on our services and / or investments, the monetary and interest policies of India, inflation, deflation, unanticipated turbulence in interest rates, foreign exchange rates, equity prices or other rates or prices, the performance of the financial markets in India and globally, changes in domestic and foreign laws, regulations and taxes and changes in competition in the industry. By their nature, certain market risk disclosures are only estimates and could be materially different from what actually occurs in the future. As a result, actual future gains or losses could materially differ from those that have been estimated.

Yes Bank Limited and any of its officers directors, personnel and employees, shall not liable for any loss, damage of any nature, including but not limited to direct, indirect, punitive, special, exemplary, consequential, as also any loss of profit in any way arising from the use of this material in any manner. The recipient alone shall be fully responsible/ are liable for any decision taken on the basis of this material. All recipients of this material should before dealing and/or transacting in any of the products referred to in this material make their own investigation, seek appropriate professional advice. The investments discussed in this material may not be suitable for all investors. Any person subscribing to or investigating in any product/financial instruments should do so on the basis of and after verifying the terms attached to such product/financial instrument. Financial products and instruments are subject to market risks and yields may fluctuate depending on various factors affecting capital/debt markets. Please note that past performance of the financial products and instruments does not necessarily indicate the future prospects and performance thereof. Such past performance may or may not be sustained in future. Yes Bank Limited or its officers, directors, personnel and employees, including persons involved in the preparation or issuance of this material may; (a) from time to time, have long or short positions in, and buy or sell the securities mentioned herein or (b) be engaged in any other transaction involving such securities and earn brokerage or other compensation in the financial instruments/products/commodities discussed herein or act as advisor or lender / borrower in respect of such securities/financial instruments/products/commodities or have other potential conflict of interest with respect to any recommendation and related information and opinions. The said persons may have acted upon and/or in a manner contradictory with the information contained here. No part of this material may be duplicated in whole or in part in any form and or redistributed without the prior written consent of Yes Bank Limited. This material is strictly confidential to the recipient and should not be reproduced or disseminated to anyone else.

The views and opinion specified herein are suggestive in nature and based on in depth market analysis and appreciation of facts considered critical by us. However, this does not mean or exclude the possibility of any alternate investment strategy. The opinion/ views mentioned herein is only one of the strategies which can be adopted by you at your sole discretion for achieving your financial objectives and all investment decision made by you are at your sole risk and discretion and we shall not be liable for losses if any caused to you. Further past performance of your investments in accordance with our views may not be presumed as a guarantee for similar performance in future. All views/opinion stated herein shall be subject to the additional conditions, qualifications and riders if any specified for securities/investment options in the offer documents/Offering memorandum for such securities/investment options and we request you to peruse the same.