

The month of October provided solace to distraught markets as the US and China were seen to be closing in on 'Phase One' of the trade deal. Alongside, the scheduled increase in tariffs on China's exports into US for October 15 got shelved. The deal which would see China increase agricultural purchases from US, provide for a stable currency and open financial service markets to US firms is far from an all-inclusive long-term trade deal with the near-term risk of December 15 increase in tariffs still remaining on the cards. Nevertheless, it provided temporary respite to the markets at large.

Across the Atlantic, Britain's Prime Minister Boris Johnson suffered a major setback when the parliament refused to ratify the Brexit deal which was agreed upon with the European Union earlier during the month. After which the European Union granted a three-month extension of the Brexit deadline to January 31, after the two initial deadlines of March 31 followed by October 31. Meanwhile, Britain is now holding fresh elections on December 12 so as to secure a simple majority vote in the parliament to ratify the Brexit deal. According to political analysts, the Conservative Party led by PM Boris Johnson is well ahead in the polls.

With uncertainty on trade and geopolitics weighing on global economic growth, the US Fed cut interest rates by 25 bps in October. This marks the federal bank's third interest rate cut this year taking the fed fund rate to a range of 1.50% to 1.75%. It signaled a pause in future rate cuts by stating that it would monitor incoming data and assess the appropriate path of the target range. On the other hand, the Bank of Japan kept its monetary policy unchanged however signaled a future interest rate cut to stimulate the economy citing increased overseas risks and fragile economic recovery.

Amidst rising global protectionism and slowing global economic growth momentum, free trade pacts like the Regional Comprehensive Economic Partnership (RCEP) hold immense significance for the Indo-Pacific region. RCEP which comprises 16 member nations including 10 ASEAN economies, India, China, Japan, South Korea, Australia and New Zealand got a nod for tariff reduction on imports from all the members to promote free trade, except from India. The main point of contention for India remained its high trade deficit with most of the member countries especially China and cheaper imports from these countries would have affected domestic industries like iron and steel, electronic products, dairy, pharmaceuticals amongst others.

Shubhada M. Rao
Chief Economist

Dhavan Shah
Chief Product Officer,
Product and Program Management

Global Macro Developments

- ✓ US economic adviser Larry Kudlow said negotiations over the first phase of a trade agreement with China were coming close to the final stages.
- ✓ The BRICS nations of leading emerging economies warned that trade tensions and policy uncertainty are undermining confidence in international commerce, investment and economic growth, while urging the world to keep markets open with fair and non-discriminatory trade rules.
- ✓ Federal Reserve Chairman Jerome Powell said the central bank is unlikely to adjust interest rates as long as the economy remains on track. He also sees sustained expansion with lagged impact of recent interest rate cuts.
- ✓ Bank of England kept borrowing cost on hold at 0.75% with 2 out of 7 voters wanting to lower the benchmark by a quarter point amid threats to the economic outlook and signs that the labor market might be starting to deteriorate. Meanwhile, BoE Governor Mark Carney said that latest economic forecasts were skewed to the downside suggesting that the institution's next change in monetary policy will be an interest-rate cut.
- ✓ A Chinese official said that breakthroughs have been made in negotiations for an Asia-wide trade pact that would be the world's biggest trade deal. However, India has decided to opt out of the trade pact in order to protect service workers and farmers.
- ✓ ECB kept rates unchanged at 0.00% with the marginal lending rate and deposit rate remaining at 0.25 % and minus 0.50% respectively.

Events and Data Calendar

Region	Date	Event/Data	Period	Forecast	Actual	Prior	Change
US	1-Nov-2019	Unemployment Rate	Oct	3.60%	3.60%	3.50%	↑
	13-Nov-2019	CPI YoY	Oct	1.70%	1.80%	1.70%	↑
UK	11-Nov-2019	GDP YoY	3Q P	1.10%	1.00%	1.30%	↓
	11-Nov-2019	Industrial Production YoY	Sep	-1.20%	-1.40%	-1.80%	↑
	13-Nov-2019	CPI YoY	Oct	1.60%	1.50%	1.70%	↓
Japan	31-Oct-2019	Industrial Production YoY	Sep P	0.00	0.01	-0.05	↑
	15-Nov-2019	Industrial Production YoY	Sep F	--	1.30%	1.10%	↑
China	14-Nov-2019	Industrial Production YoY	Oct	5.40%	4.70%	5.80%	↓

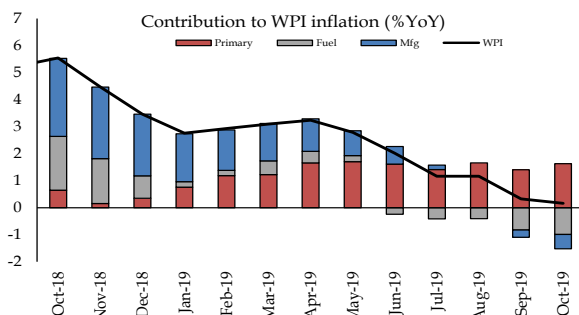
P* - Provisional Estimates F* - Final Estimates A* - Advanced Estimates T* - Third Estimates

COMMODITY

- ✓ Gold prices decreased by 0.9% MoM in October vs. an increase of 0.3% MoM in September amid increased optimism about the US-China 'Phase One' trade deal negotiations.
- ✓ Brent prices contracted by 4.7% in October vs. an increase of 5.2% in September after a buildup in US crude inventories amidst weak oil demand and weak macroeconomic data from major economics like Eurozone and China. Mixed headlines around US-China trade negotiations further weighed on the oil prices.



Domestic Market Macro Economics



India WPI Inflation

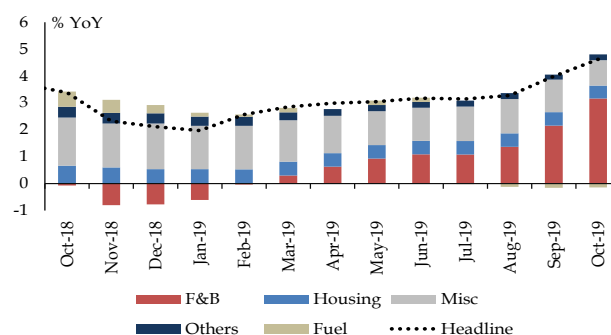
%YoY	Weights(%)	Apr-19	May-19	Jun-19	Jul-19	Aug-19	Sep-19
IIP	100	3.2	4.5	1.3	4.6	-1.4	-4.3
Sectoral Classification							
Mining	14.4	5.1	2.3	1.5	4.8	0.0	-8.5
Manufacturing	77.6	2.5	4.4	0.3	4.5	-1.6	-3.9
Electricity	8.0	6.0	7.4	8.6	4.8	-0.9	-2.6
Use Based Classification							
Primary goods	34.0	5.1	2.2	0.6	3.5	1.0	-5.1
Capital goods	8.2	-1.4	-2.1	-6.9	-7.2	-21.4	-20.7
Intermediate goods	17.2	3.0	12.5	12.1	14.7	6.9	7.0
Infrastructure/construction goods	12.3	-0.7	3.0	-1.3	3.5	-4.8	-6.4
Consumer durables	12.8	2.2	0.2	-10.2	-2.7	-9.1	-9.9
Consumer non-durables	15.3	5.4	8.1	7.4	8.4	3.1	-0.4

Sep IIP

- ✓ Softer expansion in manufacturing sector along with contraction in services sector pushed the composite PMI to over a two-year low level of 49.6 in October from 49.8 in the previous month.
- ✓ Growth in core sector contracted by a record low of 5.2% YoY in September from -0.5% in August with seven out of eight sectors posting a decline in the output.
- ✓ Auto sales in October continued to remain under pressure on annualized basis despite the onset of festive season due to overall weak market sentiment. On sequential basis, passenger vehicles and two wheelers sales showed marginal improvement while commercial sector continued to face headwinds.
- ✓ Gross GST revenues as a % of budget estimate (BE) eased to 42.5% compared to 49.6% a year ago on account of moderation in CGST and refunds under IGST
- ✓ India's retail inflation accelerated to a 16-month high of 4.62% YoY in Oct-19 from 3.99% in Sep-19. On sequential basis, CPI inflation increased by 0.96% MoM in Oct-19, the sharpest in the last 23-months. This is the first time in 15-months that headline CPI inflation breached the 4% target. The strong upward momentum was led by food prices, in particular, Vegetables (+8.8% MoM), Egg (+2.1% MoM), Fruits (+1.0% MoM), and Spices (+0.9% MoM).
- ✓ India's industrial production contracted sharply by 4.3% YoY in September, lowest in the series, from a downwardly revised print of -1.4% YoY recorded in August. On sequential basis, the headline index contracted by 2.3% after a contraction of 4.0% last month. The print is much below the average run rate of 1.1% seen in September over the last five years.
- ✓ Non-food credit growth in September decelerated to 8.1% YoY from 9.8% in August marking the second consecutive month of single digit growth since March 2018. The decline in non-food credit growth since the beginning of FY20 is led by deceleration in credit disbursal to industries and services sector.

%YoY	Jun-19	Jul-19	Aug-19	Sep-19
Overall	0.7	2.1	-0.5	-5.2
Coal	3.2	-1.3	-8.7	-20.5
Crude Oil	-6.8	-4.4	-5.5	-5.3
Natural Gas	-2.1	-0.6	-4.0	-4.9
Products	-9.3	-0.9	2.6	-6.6
Fertilizers	1.6	1.5	2.9	5.5
Steel	8.3	6.6	5.1	-0.3
Cement	-1.7	7.9	-4.9	-2.0
Electricity	8.1	4.2	-3.0	-3.7

CORE Sector -Records a sharp dip



India CPI Inflation

We expect:

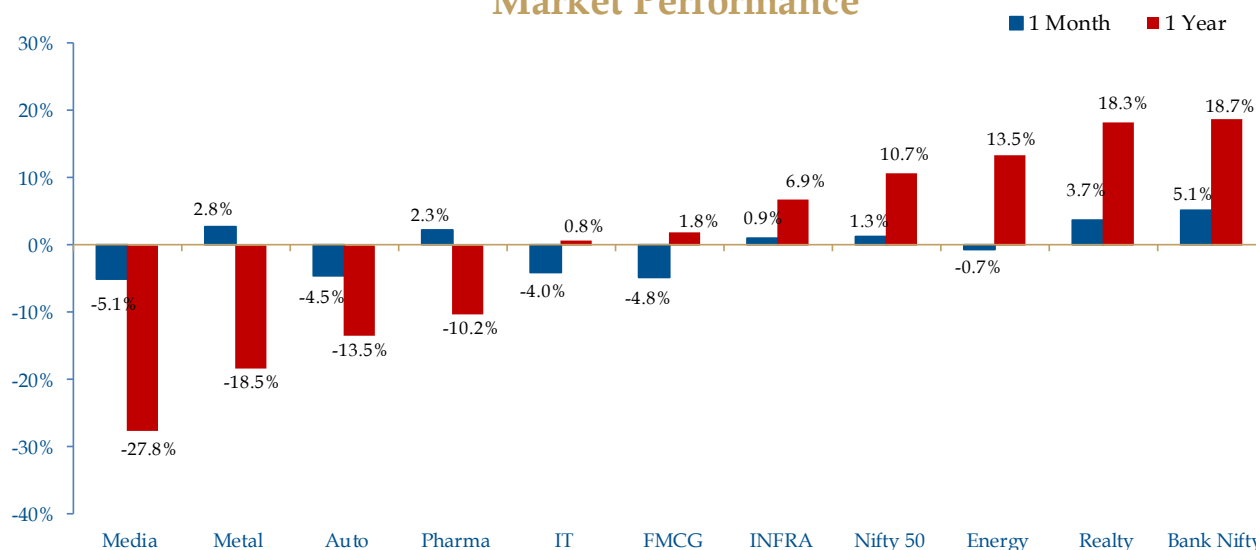
- ✓ We expect near term growth momentum to remain lackluster with FY20 GDP growth estimated at 6.0% with downside risks. Good monsoon, onset of festive season, impact of past policy rate cuts along with government's fiscal measures should be supportive of a growth revival in H2 FY20, aided somewhat by a favorable base.
- ✓ Inflation is expected to average at 3.9% vs. 3.4% in FY19, assuming crude oil price at USD 65-70 pb, on account of reversal of benign food inflation and moderation in core price pressures.



Equity Market Insights

- ✓ Indian Equity Markets (Nifty 50) inched higher (+1.3%) during the month outperforming its emerging market peers. New set of positive reforms by the government on domestic front and expectations of resolution of US-China trade war on the global front were the major contributing factors which lifted sentiments.
- ✓ Persistent inflows from the foreign institutional investors (FIIs) also supported the benchmarks. Better-than expected domestic corporate earnings reports aided value buying in index heavyweights.
- ✓ Market sentiments were lifted with the announcement of a major strategic disinvestment move. The government has also announced a partial/full sale of its holdings public sector entities. In addition to the above reform, the delivery of a positive verdict by the Supreme Court clarifying several aspects of insolvency resolution interpreted variously earlier lifted market mood. These reforms in addition to recent ones (corporate tax cuts) have helped build investor confidence.

Market Performance



Outlook & Expectations

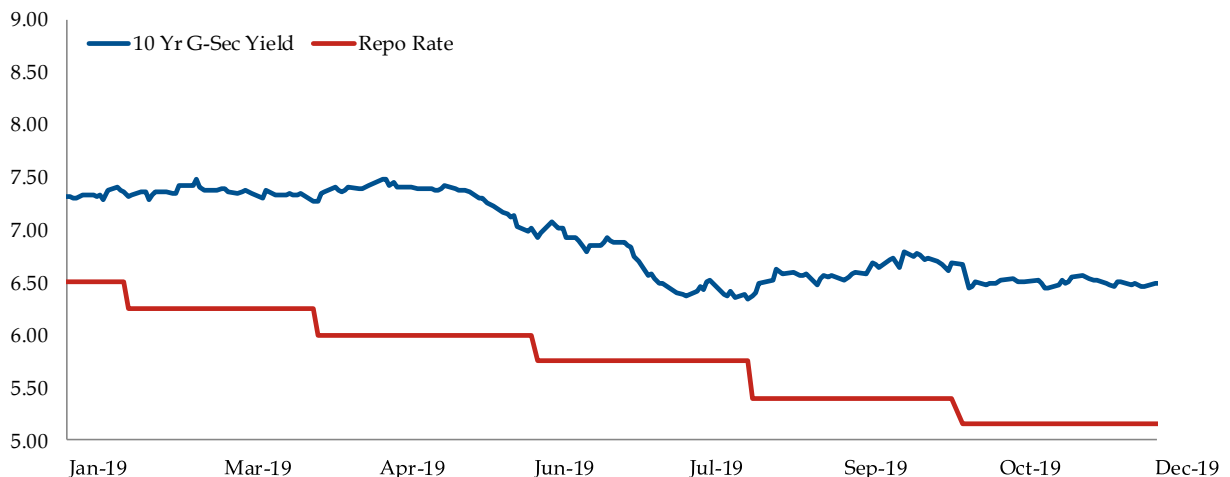
- ✓ Our view foreseeing a long consolidation for equities, finds support from several triggers besides the protracted corporate slump, including the GDP growth dip, severe liquidity squeeze, sluggish urban and rural consumption across states & product segments, and the ensuing impact on sentiments. The fall (read consolidation) that began in 2018 is likely to travel deep into the year 2020.
- ✓ The earnings yield of equities is attractive and supportive of high valuations. A bearish outlook on oil and commodities in general also upholds India's case. The fag-end monsoon onslaught, which fetched an excess to the tune of 110% of long-term averages, augurs well for the next Rabi crop.
- ✓ To offset the expenditure burden, GOI seems intent on fast disinvestment of the likes of BPCL which augers well for the markets.
- ✓ As the key index inches upwards, allocation to large caps makes sense at this juncture. But we also note that consumption is in a cyclical downtrend now, the economy has slowed, liquidity issues remain and the Budget didn't particularly excite either. Therefore, we believe that a systematic withdrawal (SWP) approach is equally warranted. A staggered approach to investing would be a better one, given the present state of equities.



Debt Market Insights

- ✓ The average systemic liquidity maintained a surplus of INR 2,062 bn in October vs. a surplus of INR 1,271 bn in September.
- ✓ The average 10 Yr G-sec bond yield moderated to 6.52% in October from 6.67% in September amidst fall in US treasury yields, decline in oil prices and increased bets of additional interest rate cut by RBI in the next meeting to support growth.
- ✓ For FY20, inflation is expected to average at 3.9% vs. 3.4% in FY19, assuming crude oil price at USD 65-70 pb, because reversal of benign food inflation and moderation in core price pressures. Despite the upward revision to our CPI inflation forecast of 3.9% (earlier estimate: 3.5%) and the likely near-term persistence of ~4% inflation level due to higher food prices, we continue to expect the RBI to deliver 25 bps of incremental monetary accommodation in the rest of FY20.

10 Yr G-Sec Vs. Repo Rate



Outlook and Expectations

- ✓ We see money market liquidity to be in surplus mode in the near term.
- ✓ Basis revision to our FY20 BoP outlook, we expect the RBI to conduct ~900 bn OMO purchases in rest of FY20 vs. the earlier estimate of INR 1,200 bn. Liquidity infusion till now has come about via USD 5 bn FX swap and INR 525 bn OMO purchases.
- ✓ Despite expectation of easy monetary and liquidity policies coupled with a supportive global rates backdrop, we expect 10Y G-sec to trade in the 6.3-6.8% range in the rest of FY20. Fiscal slippage concerns could potentially lead to ~Rs 500 bn additional borrowings in FY20.

Glossary:

- ✓ **Consumer Price Index (CPI):** A measure that examines the weighted average of prices of a basket of consumer goods and services, such as transportation, food and medical care.
- ✓ **Wholesale Price Index (WPI):** An index that measures and tracks the changes in price of goods in the stages before the retail level.
- ✓ **Open Market Operations (OMO's):** is the buying and selling of government securities in the open market in order to expand or contract the amount of money in the banking system. Purchases inject money into the banking system and stimulate growth while sales of securities do the opposite.
- ✓ **Cash Management Bills (CMB):** A short-term security sold by RBI to meet any temporary shortfalls.
- ✓ **Purchasing Managers Index (PMI)** is based on surveys on private sector service /manufacturing companies. An index level of 50 denotes no change since the previous month, while a level above 50 signals an increase or improvement and below 50 indicates a decrease or deterioration.
- ✓ **Net Demand and Time Liabilities (NDTL):** It is the sum of demand and time liabilities (deposits) of banks with public and other banks wherein assets with other banks is subtracted to get net liability of other banks.
- ✓ **Current Account Deficit (CAD):** A measurement of a country's trade in which the value of goods and services it imports exceeds the value of goods and services it exports. A current account deficit represents negative net sales abroad. A country can reduce its current account deficit by increasing the value of its exports relative to the value of imports.
- ✓ **West Texas Intermediate (WTI):** also known as **Texas light sweet**, is a grade of crude oil used as a benchmark in oil pricing. This grade is described as light because of its relatively low density, and sweet because of its low sulfur content.

Note: The economic commentary and views are as of 15th November 2019

For Further Information on Model Portfolios, Kindly contact your Relationship Manager.

Radhika Piplani and Sanjana Shah
Economist
radhika.piplani@yesbank.in
sanjana.shah@yesbank.in

Shubhada M. Rao
Chief Economist
shubhada.rao@yesbank.in

Dhavan Shah
Chief Product Officer,
Product and Program Management
dhavan.shah@yesbank.in

Disclaimer

In the preparation of the material contained in this document, Yes Bank Limited has used information that is publicly available, including information developed in-house. Information gathered & material used in this document is believed to be from reliable sources. Yes Bank Limited however does not warrant the accuracy, reasonableness and/or completeness of any information. For data reference to any third party in this material no such party will assume any liability for the same. Yes Bank Limited does not in any way through this material solicit any offer for purchase, sale or any financial transaction/commodities/products of any financial instrument dealt in this material. All recipients of this material should before dealing and or transacting in any of the products referred to in this material make their own investigation, seek appropriate professional advice.

We have included statements/opinions/recommendations in this document which contain words or phrases such as "will", "expect", "should" and similar expressions or variations of such expressions, that are "forward looking statements". Actual results may differ materially from those suggested by the forward looking statements due to risks or uncertainties associated with our expectations with respect to, but not limited to, exposure to market risks, general economic and political conditions in India and other countries globally, which have an impact on our services and / or investments, the monetary and interest policies of India, inflation, deflation, unanticipated turbulence in interest rates, foreign exchange rates, equity prices or other rates or prices, the performance of the financial markets in India and globally, changes in domestic and foreign laws, regulations and taxes and changes in competition in the industry. By their nature, certain market risk disclosures are only estimates and could be materially different from what actually occurs in the future. As a result, actual future gains or losses could materially differ from those that have been estimated.

Yes Bank Limited and any of its officers directors, personnel and employees, shall not liable for any loss, damage of any nature, including but not limited to direct, indirect, punitive, special, exemplary, consequential, as also any loss of profit in any way arising from the use of this material in any manner. The recipient alone shall be fully responsible/ are liable for any decision taken on the basis of this material. All recipients of this material should before dealing and/ or transacting in any of the products referred to in this material make their own investigation, seek appropriate professional advice. The investments discussed in this material may not be suitable for all investors. Any person subscribing to or investigating in any product/financial instruments should do so on the basis of and after verifying the terms attached to such product/financial instrument. Financial products and instruments are subject to market risks and yields may fluctuate depending on various factors affecting capital/ debt markets. Please note that past performance of the financial products and instruments does not necessarily indicate the future prospects and performance thereof. Such past performance may or may not be sustained in future. Yes Bank Limited or its officers, directors, personnel and employees, including persons involved in the preparation or issuance of this material may; (a) from time to time, have long or short positions in, and buy or sell the securities mentioned herein or (b) be engaged in any other transaction involving such securities and earn brokerage or other compensation in the financial instruments/products/commodities discussed herein or act as advisor or lender / borrower in respect of such securities/financial instruments/products/commodities or have other potential conflict of interest with respect to any recommendation and related information and opinions. The said persons may have acted upon and/or in a manner contradictory with the information contained here. No part of this material may be duplicated in whole or in part in any form and or redistributed without the prior written consent of Yes Bank Limited. This material is strictly confidential to the recipient and should not be reproduced or disseminated to anyone else.

The views and opinion specified herein are suggestive in nature and based on in depth market analysis and appreciation of facts considered critical by us. However, this does not mean or exclude the possibility of any alternate investment strategy. The opinion/views mentioned herein is only one of the strategies which can be adopted by you at your sole discretion for achieving your financial objectives and all investment decision made by you are at you sole risk and discretion and we shall not be liable for losses if any caused to you. Further past performance of you investments in accordance with our views may not be presumed as a guarantee for similar performance in future. All views/opinion stated herein shall be subject to the additional conditions, qualifications and riders if any specified for securities/investment options in the offer documents/Offering memorandum for such securities/investment options and we request you to peruse the same.